

# Q1 2020 CARP PRODUCTS

Range Overview

Features

Packaging

Tactical Gear Luggage Range

Tribal Bedchair Range

Tactical Bivvy Range



# TRI CAM

The first In-house Carp specific camo used on all luggage items as either 600D shell or 210D lining materials

Where is TRI-CAM from:

- Developed from an independent study of the patterns that Carp anglers like
- Influence from Singaporean National military forest pattern
- Altered to not be camo effective but consumer fashionable – Olive shades, darker, altered shapes and more complexity



TRI-CAM is:

- An identity for our Camo pattern to market
- Widely seen as the best pattern by carp anglers but with no marketing name to identify by
- Now widely available in part or whole within ranges of Tribal products

Developed on a new premium 600 Denier material that is:

- Harder wearing
- Increased colour clarity
- Higher definition through better contrast
- New 210D High definition lining material added to the range

- The best anglers have their equipment arranged and organised
- Organised compact design is around 4 basic accessory bag dimensions (Mini - X Large)
- Multiples of these accessory cases will fit categorically into the main compartment of all carryalls, rucksacks and other main bags
- All Sync cases are designed to fit inside square buckets - this is the reason why dimensions were been adjusted slightly from previous OCD cases
- OCD has been the biggest feature that has been introduced to the Carp luggage market since Realtree camo and this feature is now seen appearing on many of our competitors ranges - We need to move the goalpost!



**OCD is no longer just internal bags, it has evolved!  
Now options for external bag connectivity**

- D rings are located on some bags/rucksacks on the front and side for attachment of numerous accessories such as Buzzer bar bags
- Webbing loops are located down the front of most main bags for the attachment of pouches to keep accessible items
- Elastic loops can be found on top of many bags that are perfect for holding bite alarms on sticks
- Webbing compression straps can be found on certain items that may need attachment of key larger items ie Food bag accepting a bivvy table and Camera bag holding a tripod



# AERO *Quiver*

STEP 1 - THE AERO QUIVER STRAP IS CLIPPED ADDED TO A 13ft ROD SLEEVE

STEP 2 - 12ft SLEEVE ADDED TO AERO QUIVER STRAP

STEP 3 - 10ft SLEEVE ADDED TO AERO QUIVER SYSTEM

STEP 4 - STINK NET BAG ADDED TO AERO QUIVER SYSTEM

STEP 5 - AN UNHOOKING MAT ADDED TO AERO QUIVER SYSTEM

STEP 6 - YOUR CHOICE! FROM PRODUCT WITH THE AERO QUIVER TAG



# AERO *Quiver* ADVANCE

SHIMANO

AERO QUIVER ADVANCED STRAP  
TRENCH GEAR ONLY



AERO QUIVER STANDARD STRAP  
SYNC & TACTICAL RANGES



AERO QUIVER ADVANCE OFFERS UP TO 10 DIFFERENT PRODUCTS TO BE ATTACHED TO A SINGLE STRAP



THE HIGHEST LEVEL OF COMFORT WITH MESH PADDING TO INCREASE THE BREATHABILITY OF THE PAD



AERO QUIVER ENABLES THE ANGLER TO CONVERT ANY OF THEIR LUGGAGE INTO SOME OF THE MOST VERSATILE, MOBILE KIT OUT THERE - NOT AVAILABLE ELSE WHERE

- The biggest area for concern for faulty luggage is Zipper pullers (not the zips themselves)
  - We use the SBS zips and runners which are expensive and among the highest quality available
  - 2 point contact pullers (Cord and metal) for increased durability on the pullers
  - Tested to over 10,000 repetitions
  - Cord that is coloured to match the luggage range
  - Knotted ends that provide better grip and make opening and closing much easier
- HD ZIPPERS ARE TESTED FOR THE FOLLOWING:
    - TOOTH STRENGTH
    - MISS-ALIGNMENT
    - PARTING STRENGTH
    - CONTINUAL WEAR (FATIGUE TEST)
    - SOME BAGS ARE DESIGNED FOR FREEZER USE, DURALAST ZIPPERS ARE AS DURABLE AND WORK AS WELL AS WHEN THEY ARE UNFROZEN.



# POWER *stitch*

- Stitching is, like zippers is one of the most critical areas of any piece of luggage
- Power stitch offers super reinforced threading and double stitching on critical seams and material connections, delivering ultimate strength
- Prolongs the life of luggage tenfold
- One of the greatest reasons for luggage return is poor stitching
- Stitching is a critical area checked by the consumer for confidence in purchase
- Applied to parts of luggage that are prone to breakage & stress
- In tests a single piece of webbing stitching can hold 59kg (130lb)





# WATERTIGHT

- Heat welded seams that provide a 100% watertight connection of materials
- Low production cost – Used on products ranging from low to high price points
- Used on products that require holding water, keeping water in or retaining wet nets and smells for transport and storage
- Extremely durable – The material is the same as used on the bases of our carryalls
- Strengths of welds are stronger than conventional stitching (Not Powerstitch) In fact the material rips before the weld breaks on many tests





Tribal barrows incorporate a new innovation in which OCD bags, buckets and mats will fit the bed of a barrow perfectly in multiple configurations

Anglers can mix and match bags to suit your session, offering ultimate organisation and access to any piece of your kit - instantly.

## OCD FRONT/REAR FITTING

Front and rear D rings applied to the barrow range mean that smaller bags can be attached, many bags offer part opening systems so you can access items such as buzzer bars without the bag opening fully and spilling the contents on the floor.

## OCD SIDE BAR FITTING

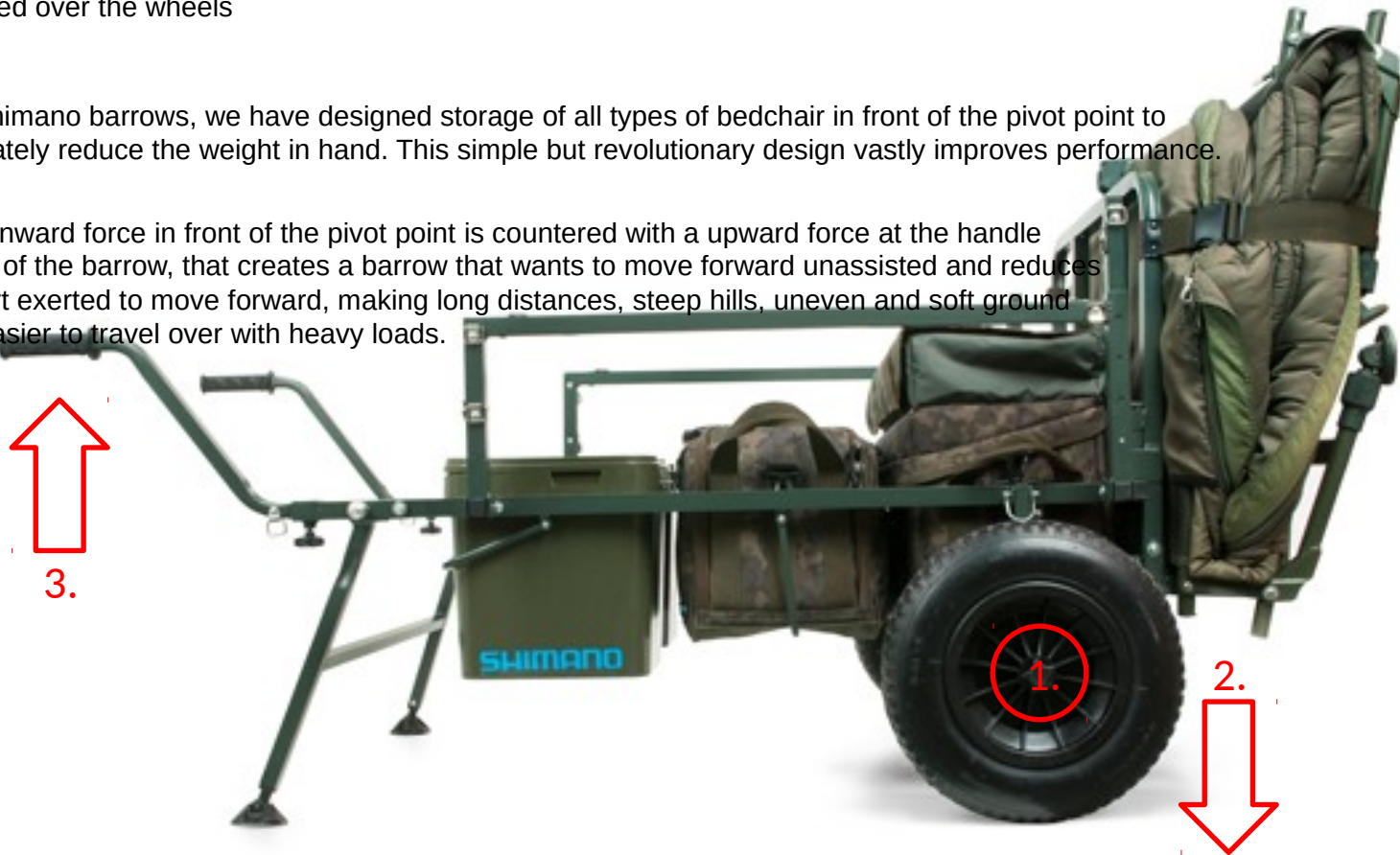
Side bar fittings utilise the Aero Quiver System hooks to connect longer rod, bivvy, shelter and net handle bags to the side frames of our barrows this spreads weight more evenly and offers exceptional access to any OCD bag fitted to a barrow, taking mobile angling to the ultimate level

# ANTI GRAVITY

1. The pivot point on any barrow is the wheel. This is the crucial factor for loading a barrow to create good balance and managing weight. Heavy items such as main tackle bags or bait can be positioned over the wheels

2. On Shimano barrows, we have designed storage of all types of bedchair in front of the pivot point to ultimately reduce the weight in hand. This simple but revolutionary design vastly improves performance.

3. The downward force in front of the pivot point is countered with an upward force at the handle position of the barrow, that creates a barrow that wants to move forward unassisted and reduces the effort exerted to move forward, making long distances, steep hills, uneven and soft ground much easier to travel over with heavy loads.



# GROUND HUGGING



[▶ PLAY BARROW VIDEO](#)

[▶ PLAY LUGGAGE & BARROW VIDEO](#)



# PACKAGING

- PACKAGING IS THE FIRST IMPRESSION OF THE PRODUCT FOR THE CONSUMER
- FULL PRINTED CARD BOXES PRESENT AND SELL THE PRODUCT ON SHELF WITHOUT THE ASSISTANCE OF STAFF
- RUNNING CHANGE ON ITEMS SUCH AS MATS TO HEAVY POLY BAGS WITH STICKERS AND HANGTAGS TO LOWER COST / INCREASE MARGIN (TACTICAL & TRENCH GEAR)

TRANSLATIONS SUPPLIED BY BRANCHES



UNIQUE SELLING POINTS

BACKGROUND EMPHASISING THE COLOUR PATTERN OF THE RANGE

SPECIFICATION AND MATERIAL CONTENT

COMPATIBILITY LIST AND RANGE TEXT



SUBTLE STYLING WITH IMPACTUAL EYE CATCHING COLOUR

PRODUCT FEATURE LIST

FEATURE EXPLANATIONS QR CODE VIDEO

# TRENCH BARROW

## COMPACT 2 WHEEL

CODE: SHTTGB01



DIMENSIONS (mm):

XX

OCD CAPACITY:

2 X LARGE CARRYALL (OR MULTIPLES OF  
OTHER BAGS

10+ SIDE BAGS

4+ FRONT/REAR BAGS

1 X BED

ADDITIONAL CENTRE SPACE FOR  
BIVVIES MATS ETC


FEATURES:



ORGANISED COMPACT DESIGN  
BARROW FITTING (ALSO SQUARE  
BUCKETS)



ANTI GRAVITY FEATURE



LOW TO GROUND DESIGN



BEARING WHEEL



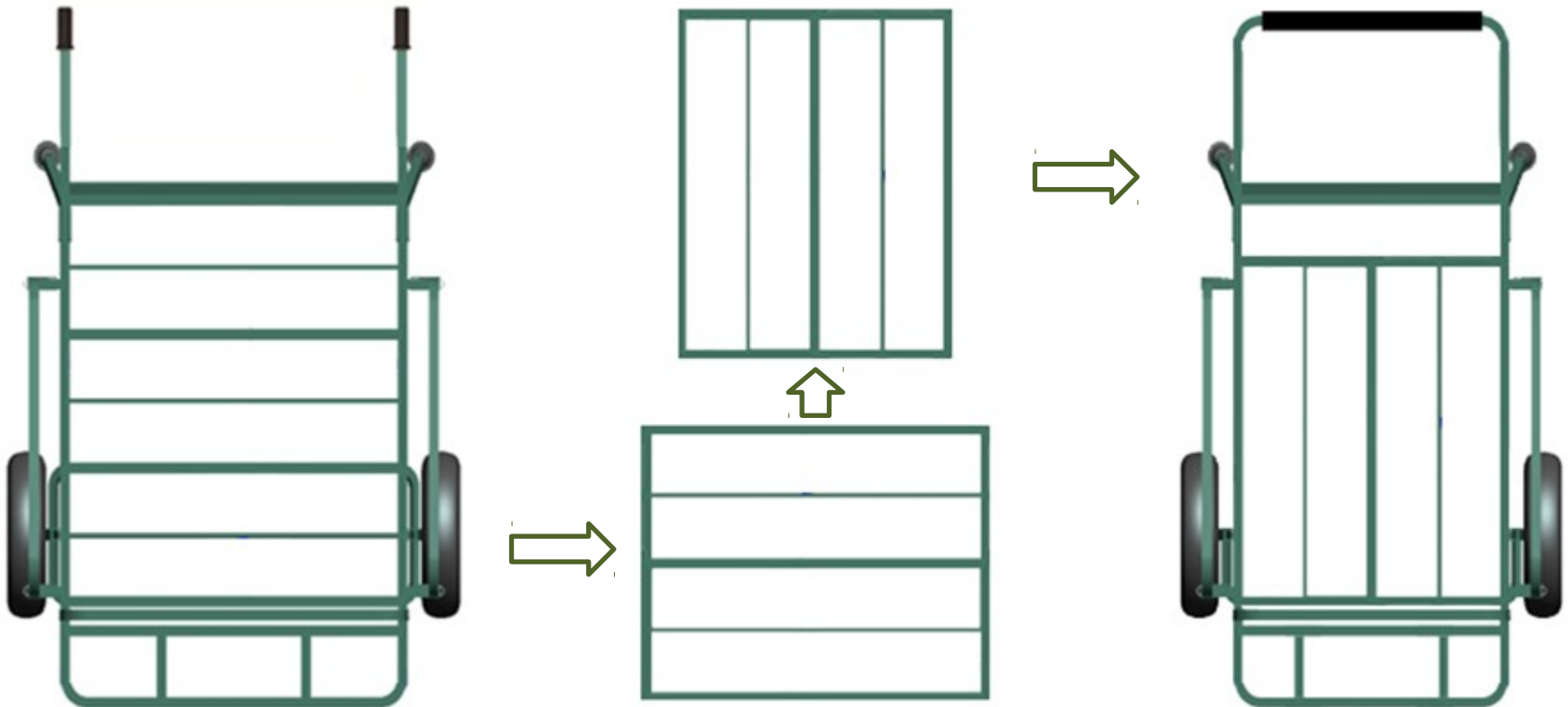
DETACHABLE BED AND  
CHAIR FRAME AT FRONT



ULTIMATE STABILITY

TRENCH  
BARROWCOMPACT  
2 WHEEL

- ANTI GRAVITY CONCEPT HAS ALREADY BEEN COPIED MULTIPLE TIMES
- SINGLE WHEEL IS NOT AN OPTION FOR US DUE TO USER SAFETY CONCERNS SIC
- MARKET FEEDBACK WAS TO MAKE THE BARROW SLIMMER DURING DEVELOPMENT
- AFTER A LOT OF BRAINSTORMING THIS WAS MADE POSSIBLE BY TWISTING THE FRAME
- WHEEL BRACE SYSTEM REQUIRED A COMPLETE REDESIGN
- A NEW PUSH BAR DESIGN DEVELOPED FOR BETTER EFFICIENCY





# COMPACT CARRYALL

CODE: SHTXL01

*NERO Quiver*  
STRAP SUPPLIED



**DIMENSIONS (mm):**

420 X 260 X 290

**OCD CAPACITY:**

4 X LGE ACC CASES

OR 8 X SML ACC CASES

COMPRESSION STRAPS ON LID FOR  
TACKLE BOX

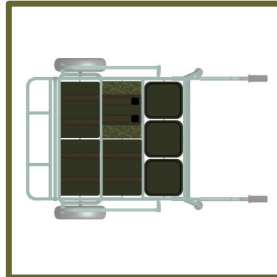
**FEATURES:**



ORGANISED COMPACT DESIGN  
BASE UNIT



ORGANISED COMPACT DESIGN  
OUTER FITTING



BARROW FITTING



MESH INTERNAL POCKET



COMPRESSION STRAPS FOR  
TACKLEBOX CONNECTION





# COMPACT RUCKSACK

CODE: SHTXL05

*NERO Quiver*  
STRAP SUPPLIED



### DIMENSIONS (mm):

420 X 260 X 290

### OCD CAPACITY:

4 X LGE ACC CASES

OR 8 X SML ACC CASES

LARGE TACKLEBOX POCKET

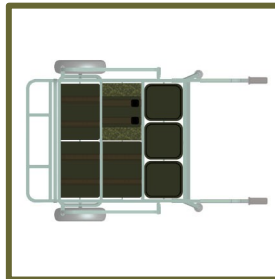
### FEATURES:



ORGANISED COMPACT DESIGN  
BASE UNIT



ORGANISED COMPACT DESIGN  
OUTER FITTING



BARROW FITTING



MESH INTERNAL POCKET



COMPRESSION STRAPS FOR  
TACKLEBOX CONNECTION



ORGANISED COMPACT DESIGN  
D RING CONNECTION



# BIVVY BAG STANDARD & LARGE

CODE:

SHTXL25 STANDARD  
SHTXL07 LARGE

AERO *Quiver*  
STRAP SUPPLIED



CAPACITY:

STANDARD = 1 MAN BIVVY  
Φ210 x 1400


LARGE = 2 MAN BIVVY  
Φ300 x 1400

1 X SIDE POCKET FOR POLES  
1 X SIDE POCKET FOR PEGS

FEATURES:



AERO QUIVER STANDARD BAG  
CONNECTION SYSTEM



BARROW FITTING



EXTERNAL PEG POCKET



EXTERNAL STORM POLE  
POCKET



STANDARD = 1 MAN  
LARGE = 2 MAN



## BROLLY BAG

CODE: SHTXL08

AERO *Quiver*  
STRAP SUPPLIED



### CAPACITY:

Φ190 x 1900

1 X 60IN BROLLY TYPE SHELTER


1 X SIDE POCKET FOR POLES

1 X SIDE POCJKET FOR PEGS

### FEATURES:



AERO QUIVER STANDARD BAG CONNECTION SYSTEM



BARROW FITTING



EXTERNAL PEG POCKET



EXTERNAL STORM POLE POCKET



FITS BROLLIES TO 60IN



## STINK BAG

CODE: SHTXL09

AERO *Quiver*  
STRAP SUPPLIED




**DIMENSIONS:**  
230 x 1400  
SPACE FOR 2 X NETS  
& 2 X SLINGS

### FEATURES:



AERO QUIVER STANDARD BAG  
CONNECTION SYSTEM



BARROW FITTING



WATERTIGHT REINFORCED  
BASE



# BUZZER BAR BAG

CODE:  
SHTXL24


*NERO Quiver*  
STRAP SUPPLIED




**DIMENSIONS (mm):**  
3 ROD – 450 X 220 X 80  
BARS + ALARMS TO 43cm



## FEATURES:



BARROW & RUCKSACK FITTING



EXTREME INTERNAL  
PADDING



EXTERNAL CLEAR RECEIVER  
POCKET



EXTERNAL STICK STORAGE



2 INTERNAL ACCESSORY  
POCKETS



2 X BUZZ BAR SECURE  
VELCROS



# ROD HOLDALLS

**CODE:**

- SHTXL11 12ft 2 Rod
- SHTXL12 12ft 3 Rod
- SHTXL13 13ft 3 Rod
- SHTXL13 13ft 4 Rod

AERO *Quiver*  
**STRAP SUPPLIED**




**DIMENSIONS (cm):**  
12ft = 2000 - 13ft = 2100

**CAPACITY:**  
INCREASED INTERNAL  
CAPACITY TO CONTAIN EVEN  
THE BIGGEST REELS

**FEATURES:**



AERO QUIVER STANDARD BAG CONNECTION SYSTEM



BARROW FITTING



LEAD POCKET & NET POCKET



ZIP CLOSURE AWAY FROM REEL LINE



HIGH DURABILITY SKID BASE



EXTERNAL SPOD & MARKER ROD POCKETS



# PADDED ROD SLEEVES

**CODE:**

- SHTXL16 10ft
- SHTXL18 12ft
- SHTXL19 13ft



**CAPACITY (mm):**


- 10ft 1650 x 270
- 12ft 2000 x 270
- 13ft 2100 x 270

1 X ROD WITH REEL  
POSITIONED FOR USE WITH CARP  
OR BARBEL RODS


**FEATURES:**



AERO QUIVER STANDARD BAG  
CONNECTION SYSTEM



BARROW FITTING



PADDING ONLY AT ENDS



LEAD POCKET / NET  
POCKET



ZIP CLOSURE AWAY FROM  
REEL LINE



## TIP TOP ROD BANDS

CODE: SHTXL20

AERO *Quiver*  
STRAP SUPPLIED




CAPACITY:  
ELASTICATED STRAP THAT WILL  
FIT 12 & 13FT RODS

FEATURES:



AERO QUIVER STANDARD BAG  
CONNECTION SYSTEM



BARROW FITTING





## BREWKIT & SNACK BAG

CODE: SHTXL22

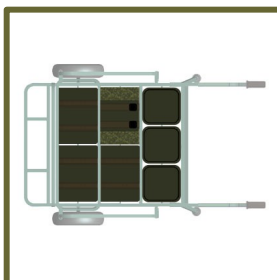
AERO *Quiver*  
STRAP SUPPLIED



DIMENSIONS (mm):  
310 X 260 X 290



### FEATURES:



BARROW FITTING



SPOON ATTACHMENT



THERMAL COMPARTMENT  
TO FIT MILK BOTTLES



## COMPACT FOOD BAG


CODE: SHTXL23

*AERO Quiver*  
STRAP SUPPLIED



**DIMENSIONS (mm):**  
420 X 260 X 290  
CUTLERY AND PLATES FOR  
2 PERSONS

### FEATURES:



BARROW FITTING



SPOON ATTACHMENT



CUTLERY POCKET WITH  
UTENSILS FOR 2 PERSONS



THERMAL CENTRE  
COMPARTMENT

**TACTICAL  
GEAR**

**3/4 ROD  
SLEEVE**

CODE: SHTXL17

*AERO Quiver*  
STRAP SUPPLIED



**DIMENSIONS (mm):**

420 X 260 X 275

**OCD CAPACITY:**


4 X SML ACC CASES

LARGE TACKLEBOX POCKET


**FEATURES:**



AERO QUIVER STANDARD BAG  
CONNECTION SYSTEM



BARROW FITTING



FULL PADDING



LEAD POCKET / NET  
POCKET



# FLOATING RECOVERY SLING

CODE: SHTXL22




**DIMENSIONS (mm):**  
1200 X 600  
BAG  
1400 X 230

## FEATURES:



AERO QUIVER STANDARD BAG CONNECTION SYSTEM



BARROW FITTING



WATERTIGHT BAG SUPPLIED



FULL ZIP AND LOCKING RINGS



CORD, FLOAT AND BANKSTICK ATTACHMENT



BUOYANT FLOATS



## FLAT MAT

CODE: SHTXL27

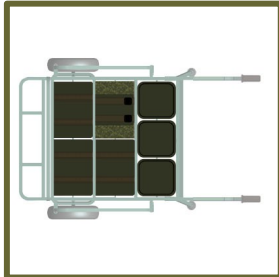


DIMENSIONS (mm) - L X W X H  
REG - 1100 X 760 X 220

### FEATURES:



AERO QUIVER STANDARD BAG  
CONNECTION SYSTEM



BARROW FITTING



DOUBLE SIDED ZIP CLOSE  
COVER SO CAN ALWAYS BE  
PUT AWAY DRY



# STRESS FREE MAT

CODE: SHTXL30



DIMENSIONS (mm) - L X W X H  
1050 X 720 X 320

## FEATURES:




AERO QUIVER STANDARD BAG  
CONNECTION SYSTEM



QUICK FOLD DESIGN FOR INSTANT  
SETUP/BREAKDOWN TIME



BUILT IN BAG



PADDED SIDES FOR FISH  
SAFETY



END SUPPORTS FOR EASY USE  
WITH RETAINERS



## CRADLE

CODE: SHTXL31



**DIMENSIONS:**  
1100mm X 750mm  
**TRANSPORT**  
XX

### FEATURES:



AERO QUIVER STANDARD BAG CONNECTION SYSTEM



QUICK FOLD DESIGN FOR INSTANT SETUP/BREAKDOWN TIME



CURVED EASY PICK UP & PHOTO FRIENDLY FRAME



STAY WET SUMMER SAFE MESH COVER



PADDED BARS FOR FISH SAFETY



# TX-LITE 2+1 ROD BAG

CODE: SHTXL32

AERO *Quiver*  
STRAP SUPPLIED



**DIMENSIONS (cm):**


**CAPACITY:**

2 x CARP OR BARBEL ROD  
INTERNALLY AND 1 ROD  
EXTERNALLY

**FEATURES:**



AERO QUIVER STANDARD BAG  
CONNECTION SYSTEM



BARROW FITTING



LEAD POCKET & NET  
POCKET



ZIP CLOSURE AWAY FROM  
REEL LINE





## SLING MAT

CODE: SHTXL33

AERO *Quiver*  
ADVANCE  
STRAP SUPPLIED



### DIMENSIONS (mm):

820 X 430 X 290

POCKET FOR XL TACKLEBOX

POCKET FOR STORM POLES

### FEATURES:



AERO QUIVER STANDARD BAG CONNECTION SYSTEM



ACTS AS PROTECTION OF RODS AND REELS WHEN ADDED TO STRAP




ZIPPED SIDES FOR WEIGHING OF FISH



XL TACKLEBOX POCKET & BANKSTICK POCKET

# SHIMANO TRIBAL

NOW FOR SOMETHING DIFFERENT!



SHIMANO  
TRIBAL

# BEDCHAIR FRAME FEATURES



MAG-frame beds incorporate parts of the frame that are made from a special type of Magnesium alloy, this vastly reduces weight being 37% lighter than Aluminium, however retains strength allowing these beds to be much more manageable to transport and assemble.



**MAGFRAME**



LAY-Flat is the hinged frame design in which support bars butt against each other, this gives a perfectly flat bed for extreme comfort, which equals to a much better sleep and a more evenly spaced fold away whilst keeping strength and durability.



**LAY-Flat**


# BEDCHAIR FRAME FEATURES



FLAT-Pak utilises different length hinges that allows each end of the bed to fold down square. This offers a square shape when folded which stands up and goes in the car better, but more importantly lowers the amount of pressure on the fitted Sleeping bag and pillow so that they don't become compacted over time and ultimately less effective in the cold.



SWING-Lok Legs are designed to make the set up of the bed much easier. End support legs do not fold lengthways, instead they fold at a 90°, to the side which means that they can be swung open and locked in place as the bed is assembled or with a single hand.



# BEDCHAIR FRAME FEATURES



LOK & Load Legs incorporate a durable push button spring loaded leg mechanism. This makes extending legs while in the bivvy to level as simple as pushing a button.



LEG-Lok is a specially located webbing clip that holds the main legs tight and secure to the body of the bed so legs can be secured for handling and transport.

The Bed frame also has closing straps which can be done first meaning pack away is extremely simple and quick even while inside the bivvy.



# BEDCHAIR FRAME FEATURES



FOOT-Covers are a small attention to detail and are tough covers designed to fit over the end support leg feet to ensure no dirt or water is transferred to the duvet or bed while in transit.




4-Season – Trench Gear beds are true 4 season beds off the shelf. Incorporating 2 layer 240gsm Grade A Hollow Fibre that is thick, light and ensures you are toasty even in temperatures as low as  $-10^{\circ}$  C.



# BEDCHAIR FEATURES




EASI-Glide zips incorporate full length strips of 5cm nylon webbing on the inside of the zips that are stitched at both edges and offer almost zero chance of catching on the inner duvet material when open or closing, so takes in the night mean that you will have confidence that you can get to your rods instantly. Used in conjunction with Shimano ultra durable Heavy Duty (HD) Zippers.



HEAT-Trap incorporates an oversized 10cm over padded inner baffle that stops warm air from leaving through the zip and cold air from coming inside, so that all the warmth generated inside the bag, stays in the bag.




# BEDCHAIR FEATURES



Multi-Comfort - Special thought has gone into the materials for each inner and outer parts of the duvets. Fleece in areas around the head on upper bottom for warmth but smooth silky smooth material around legs and back for easy movement and grabbing from clothing. Trench gear beds have a second duvet that can either be removed or slept under in the summer months



WATER-Shell is a special lightweight waterproof outer skin that is wipe clean that will offer resistance from light rain and frost to the beds cover and finished in the TRI-CAM pattern





# BEDCHAIR FEATURES



Pillow-Lok offers a 2 point locking system for our pillows. 2 toggles at the top and 2 loops under the head area of the bed for straps to pass through. This stops the pillow riding up and off the top of the bed whilst you are asleep, giving you a comfortable nights rest

**POWER** *stitch*

As with all Shimano luggage and accessory items, Power stitching involves double stitched seams which produce increased strength at all major stress areas ensuring longevity and reducing the chance of failure



PLAY BEDCHAIR VIDEO

# TRENCH GEAR


## MAG BEDCHAIR SYSTEM

CODE:  
SHTTGBCS01 – STANDARD  
SHTTGBCS01 – WIDE



DIMENSIONS (mm):  
STANDARD - 73 X 200 X 50  
WIDE - 78 X 203 X 50  
ZIP ON DUVET

FEATURES:





# BEDCHAIR SYSTEM

CODE:  
 SHTXLBCSS01 – STANDARD  
 SHTXLBCS01 – WIDE



DIMENSIONS (mm):  
 STANDARD - 73 X 200 X 50  
 WIDE - 78 X 203 X 50

FEATURES:



## BEDCHAIR PILLOWS

CODE:

SHTBCP01 – STANDARD

SHTBCP02 – EXTRA LARGE

DIMENSIONS (mm):

STANDARD – 250 X 650 X 150

WIDE – 450 X 650 X 150



FEATURES:



TENSION STRAP FOR  
UNIVERSAL BED CONNECTION



HEAVY HOLLOW FIBRE  
PADDING



FLEECE AND COTTON SIDES



## WINTER COVERS

CODE:  
SHTXLBCWC01 – STANDARD  
SHTXLBCWC02 – WIDE



DIMENSIONS (mm):  
STANDARD – 73 X 200  
WIDE – 78 X 200

### FEATURES:



UNIVERSAL FITTING WILL FIT  
MOST BEDS ON THE  
MARKET



EXTENDED SIDE SKIRTS



FLEECE INNER

# BIVVY FEATURES



Specially selected shell materials that are a blend of waterproofing, strength, weight and thickness. Rating 1 is the lowest weight at full waterproofing and paired with CLIMA-Skin offers Zero condensation issues



A twin skin design that keeps a balanced temperature between the outer and inner skin, much like that of double glazing. This results in no need for a winter wraps to limit condensation in cold climes and keeps temperatures lower in hot weather.



# BIVVY FEATURES



SQUARE-Fit Specially placed bars that maximise the available space within. The shape of the bars give a square footprint and near vertical walls so that Bedchairs fit perfectly




DURA-Mesh is soft Polyester mesh that wont crack in cold or hot weather like other Nylon or Rubber coated meshes will



3D GROUNDSHEET incorporates edges that stand up in the rear corners lowering the chance of water getting over the top of the groundsheet

OTHER FEATURES: LEVER LOCK POLES, FULL SIZE BACK WINDOW, QUICK ZIP OUT FRONT WINDOW, OCD BAG





# 1 MAN CLIMA-SKIN BIVVY

CODE:  
SHTXL1MCSB  
INC MEMBRANE

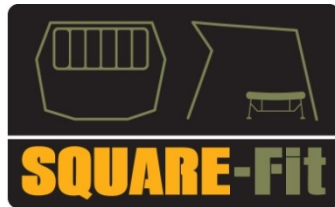
OPTION TO SELL AS A  
SYSTEM OR SEPARATE

DIMENSIONS (cm):  
2100 x 2400

FEATURES:



TRI-TEX 1 LIGHTWEIGHT FULLY  
WATERPROOF MATERIAL



LENGTHENED REAR BARS AND WIDE  
REAR PEGGING POINTS FOR  
PERFECT BEDCHAIR FITTING AND  
BETTER USE OF INNER SPACE



SOFT MATERIAL LINING TO  
PROTECT LEAD COATINGS



REAR CORNERS ARE BEVELLED TO  
ELIMINATE WATER PASSING OVER  
THE TOP



NYLON MESH THAT WILL NOT CRACK  
OVER TIME LIKE RUBBER COATED  
ALTERNATIVES



**TACTICAL  
GEAR**

**2 MAN  
CLIMA-SKIN  
BIVVY**

CODE:  
SHTXL2MCSB

OPTION TO SELL AS A  
SYSTEM OR SEPARATE

DIMENSIONS (cm):  
2500 x 2400

FEATURES:




**TRI-TEX**

TRI-TEX 1 LIGHTWEIGHT FULLY  
WATERPROOF MATERIAL



**SQUARE-Fit**

LENGTHENED REAR BARS AND WIDE  
REAR PEGGING POINTS FOR  
PERFECT BEDCHAIR FITTING AND  
BETTER USE OF INNER SPACE



**CLIMA-Skin**

SOFT MATERIAL LINING TO  
PROTECT LEAD COATINGS



**3D Groundsheet**

REAR CORNERS ARE BEVELLED TO  
ELIMINATE WATER PASSING OVER  
THE TOP



**DURA-Mesh**

NYLON MESH THAT WILL NOT CRACK  
OVER TIME LIKE RUBBER COATED  
ALTERNATIVES