

2017 BIKE SHOP MANUAL



BUILT FOR THE CORE



TABLE OF CONTENTS

FIT MATTERS	2
ENERGY MANAGEMENT	4
BELL JOY RIDE.....	6
ROAD	10
ZEPHYR	12
STRATUS	16
STRATUS JOY RIDE.....	18
JAVELIN	20
OVERDRIVE	22
ENDEAVOR JOY RIDE	24
EVENT.....	26
SOUL JOY RIDE.....	28
MOUNTAIN	30
SUPER 3R	32
SUPER 3R JOY RIDE.....	36
SUPER 3.....	38
SUPER 3 JOY RIDE.....	40
CATALYST	42
STOKER	44
RUSH JOY RIDE.....	46
EVENT XC.....	48
SEQUENCE.....	50
SLANT.....	52
FULL-FACE.....	54
FULL-9	56
TRANSFER-9	58
SANCTION.....	60
BMX/SKATE.....	62
FULL FLEX	64
LOCAL.....	66
COMMUTER	68
ANNEX SHIELD.....	70
ANNEX	72
HUB.....	74
MUNI.....	76
ACTIVE LIFESTYLE.....	78
TRAVERSE	80
COAST JOY RIDE.....	82
DRAFT	84
TEMPO JOY RIDE	86
TRACKER.....	88
YOUTH	90
SIDETRACK.....	92
SPAN.....	94
BELLINO.....	96
TECH GLOSSARY	98
IN-STORE POP	100
LINE OVERVIEW	102



⚠️ WARNING: Bicycling is a dangerous sport which may result in serious injury or even death. For proper use of your helmet, please refer to the owner's manual.

FIT MATTERS

When you've spent the past 60 years designing helmets, as we have, you learn a lot about the human skull and what fits it best. We pour this wisdom into every shape, size, and style of helmet we offer for one simple reason: great fit. Because we think a great helmet is something that feels like it's not even there until you need it.



HEAD FORM RESEARCH

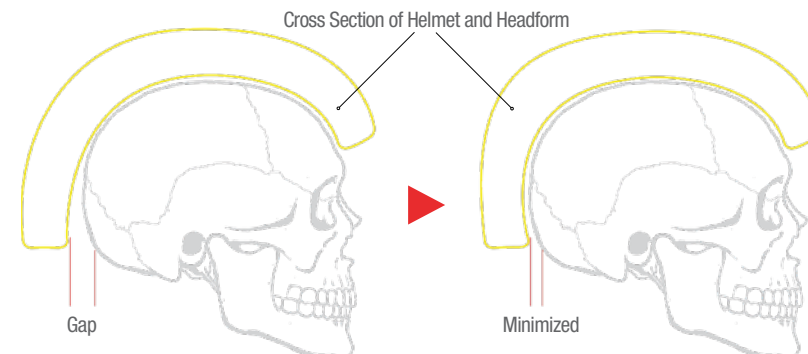
Decades of athlete and rider feedback, and literally hundreds of millions of Bell helmets sold worldwide, have taught us one thing: every head is a little different. This has resulted in The Bell Fit. In recent years we've amassed even more data by using 3D scanning technology with athletes and riders. So with our helmets, you're less likely to experience hot spots, our shapes follow the contours of the average head a little better, and they look a little smaller. And in 2016 we've begun offering some models in an Asian Fit design.

RE-CURVE ▶

The future is here. And it's curvy. Advancements in our molding technology have allowed us to reshape our helmets to more closely match the curve of the human head for improved fit and a smaller, less bulky look.

Found on:

Zephyr, Stratus, Overdrive, Endeavor, Super 3/3R, Catalyst, Local, Division, Annex Shield, Annex, Hub, Draft, Tempo, Traverse, Coast, Span, Block, Sidetrack



◀ FORM FIT

By splitting the foam liner into segments connected by a reinforcing skeleton, we can design some Bell helmets, particularly those with extended coverage, to flex to the unique shape of the rider's head for a closer fit and a smaller silhouette.

Found on:

Full Flex

REFINED FIT ACROSS THE BOARD

Four new fit systems have been developed to work with the full range of helmet models. Each one is custom-designed for the specific riding disciplines. Our fit systems are fully adjustable to achieve the most precise fit.

FLOAT FIT RACE™



The new Bell Float Fit Race is designed for a custom fit at the highest performance. This fit system is seamlessly integrated with MIPS and offers three-way adjustability: height, pad width, and tension.

AVAILABLE ON:
Zephyr

FLOAT FIT™



The new Float Fit is a minimalist, lightweight fit system featuring an easy-to-turn rubber overmolded dial for adjustments.

AVAILABLE ON:
Stratus, Overdrive, Endeavor, Event, Soul, Super 3R, Super 3, Catalyst, Event XC, Sequence, Annex Shield, Annex, Hub, Muni

ERGO FIT™



What was once ErgoDial is now Ergo Fit. It has an improved dial feel and function (no longer requires a push to turn) and is more sleek and less bulky.

AVAILABLE ON:
Traverse, Coast, Draft, Tempo, Slant, Tracker, Sidetrack

ACTION FIT™



Designed for street and skate helmets, Action Fit offers an adjustable, secure fit with the simple turn of a dial.

AVAILABLE ON:
Local, Span

ENERGY MANAGEMENT

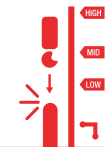
For the past 60 years and counting, Bell engineers have researched the forces involved in crashes across a wide range of disciplines—from skateboarding to Moto GP.



IT ALL STARTS HERE.

We've worked with government agencies to help establish the crash standards that all helmets are required to meet or exceed. We're constantly testing and destroying helmets, our own current and future helmets, and even competitor's helmets, to learn how to make them even better. And since Bell designs and manufactures helmets globally for a wide variety of disciplines, we have a massive amount of crash data with which to work. In fact, in the time it's taken you to read this, we've probably tested another helmet.

See, crashing is a complicated thing. Nobody knows exactly how they'll crash, or what forces will be involved. And if there's some subtle thing that might help save a life, we want to know about it. So we tirelessly keep testing and learning all we can about energy management, with the end goal of trying to keep our fellow riders out there having fun and pushing their limits.



- LINEAR ACCELERATION
- ROTATIONAL ACCELERATION
- VELOCITY

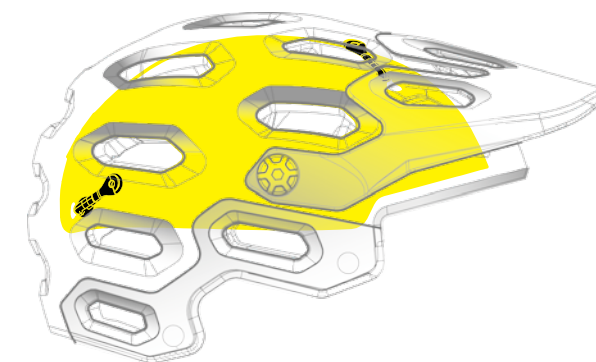
INSIDE THE TECHNOLOGY

We test. We learn. And then we test some more. This process helps us develop new energy management technologies. These are some of the latest.

PROGRESSIVE LAYERING ▶

By using two different density layers of EPS (Expanded Polystyrene) foam in a helmet design, engineers can custom tune impact management and design a better helmet with fewer compromises. A firmer grade of foam is used on the outer layer, and a softer density is used closer to your head.

Found on:
Zephyr




◀ MIPS

MIPS is a leading slip plane technology inside the helmet designed to reduce rotational forces that can result from certain impacts.

There are three main components to a MIPS-equipped helmet: the *foam liner*, the *low-friction liner* and an *elastomeric attachment system* between them. In an impact, the foam liner dissipates force. Additionally, the elastomeric attachment system stretches to allow the foam liner to rotate independently around the low-friction liner and your head. Although the MIPS system only rotates a few millimeters, that movement may reduce the amount of rotational force that could be transferred to your brain.

Found on:
Most models

 **WARNING:** Cycling can be dangerous. Even with a good helmet, serious injury or death can occur in any accident.

BELL JOY RIDE PROGRAM



Samantha Jones / Kansas City, MO



Veronique Pardee / Tucson, AZ



Kendall Ryan / Richmond, VA



Isabelle Jacques / Vancouver, BC



Amber Krueger / Madison, WI



Nina Karpoff / Edmonton, AB



Karina Magrath / Coeur d'Alene, ID



Missy Petty / Knoxville, TN



WE CAN'T DO IT ALONE

Bell is a proud supporter/member of these amazing advocacy organizations:



BELL JOY RIDE COLLECTION

Check out the new colors and shapes to ring in the new model year. Offering color-matched components and even more MIPS options, the Joy Ride Women's Collection is forging full-speed ahead.



ROAD

STRATUS



Matte Cobalt/Pearl



White/Emerald Reflective



Matte Gunmetal/Silver/Tang

ENDEAVOR



Matte Cobalt/Pearl



White/Emerald



Matte Gunmetal/Silver/Tang

SOUL



Matte Cobalt/Pearl



White/Emerald

MOUNTAIN

SUPER 3R



Matte Cobalt/Pearl



Matte Emerald



Matte Cobalt/Pearl



Matte Emerald

SUPER 3

RUSH



Matte Cobalt/Pearl/Iceberg



Matte Emerald



Matte Gunmetal/Silver/Tang

ACTIVE LIFESTYLE

COAST



Matte Cobalt/Pearl



White/Emerald



Matte Gunmetal/Silver/Tang

TEMPO



Matte Cobalt/Pearl



White/Emerald



Matte Gunmetal/Silver/Tang

ROAD



THE ROAD REINVENTED

Four years in development, the Zephyr is the culmination of our highest level of helmet design. From the low-profile design to the integration of MIPS into the new Float Race fit system, no detail has been overlooked.



THE NEW ZEPHYR

BETTER FIT THROUGH INTEGRATION

With the success of MIPS, we went back to the drawing board to rethink our entire inner liner design. What we ended up with, was a completely new approach to both the fit system, as well as the MIPS slip plane. Less layers equals more stability.

It starts with Progressive Layering technology, a joining of two EPS segments that have different densities to help manage impact energies. The overall shape, tested and re-tested at our world class test lab, combines all-around aero performance with head-cooling ventilation. And the new Float Fit Race retention system, featuring height and width-adjustable cradles and an easy-to-turn dial, is optimized for the new Integrated MIPS system. Together, they create a brilliantly streamlined solution to reducing rotational forces with zero compromises in comfort and fit. Just what you need for your longest, hardest days in the saddle.



INTEGRATED MIPS

By designing the MIPS slip plane layer directly into the Zephyr's fit system, we can reduce complexity and weight, and also offer a smaller shape and better fit overall.



PROGRESSIVE LAYERING

Dual density foam construction places a lower density material closer to your head to help better manage a wide range of impact forces while giving designers the option to create larger, more effective vents.



FLOAT FIT RACE—3 POINTS OF ADJUSTABILITY

Our newest fit system is slim, lightweight, and incredibly adjustable. Float Fit Race gives you 22 mm of height adjustment plus padded, laterally-adjustable floating occipital lobe cradles. The system seamlessly ties into the MIPS liner and helps the Zephyr disappear as soon as you put it on.



NO-TWIST TRI-GLIDES

The details matter. Our latest strap management system is easy to adjust and keeps straps laying flat and unobtrusive—which also happens to save some watts in the wind.



OPTIMIZED SHAPE—VENTILATION MEETS AERO

The Zephyr's sleek, semi-rounded profile was achieved after hours in the wind tunnel, and then hours in our thermal regulator, to reach the sweet spot between ventilation and low drag at a variety of speeds and yaw angles.

ROAD

ZEPHYR

We applied everything we've learned about impacts over 60 years of helmet testing, and added amazing fit and adjustability. Balanced ventilation, weight and aerodynamics. Simply put, this is the most advanced road helmet Bell has ever produced.



RELENTLESSLY INNOVATIVE

From lung-searing cyclocross laps to long days filled with steep climbs, Zephyr fits and feels so good that you'll forget it's there. That's the whole point. The most innovative road helmet Bell has ever created follows years of research, analysis and real-world testing. The result? An uncompromising level of performance.

ZEPHYR GHOST: INTEGRATED REFLECTIVITY

Treated with a durable reflective coating under the clear coat, the Zephyr Ghost glows with eye-searing intensity when hit with direct light.

WEIGHT

263 grams

VENTS

18

CERTIFICATIONS

CPSC Bicycle, CE EN1078

SIZES

- S 52–56 cm
- M 55–59 cm
- L 58–62 cm

CONSTRUCTION

Progressive Layering™
Fusion In-Mold Polycarbonate Shell

FIT SYSTEM

Float Fit Race™ (integrated with MIPS layer)

OTHER TECHNOLOGIES

- No-Twist Tri-Glides™
- X-Static® Padding
- Sweat Guide Padding
- Lightweight Straps
- Sunglass Guides
- Integrated Reflectivity (select colors)
- MIPS® (integrated with Float Fit Race)



Matte Black/Neon Pink



Matte/Gloss Retina Sear/Black



Matte/Gloss Red/Black/White



Matte/Gloss Blue/White



Matte/Gloss Black



Matte/Gloss White/Black



Zephyr Ghost



ROAD

STRATUS

Light and fast meets cool comfort for your most heated battles on the road. From long climbs to finishing sprints, Stratus helps you stay at the front of the pack.



FLAT OUT FAST

Built with the same core design principles as the pro-level Zephyr, the all-new Stratus road helmet combines lightweight aero efficiency with cutting-edge comfort technologies. The shape was refined for all-around road performance—ventilated for long climbs but still fast for the flats—and the all-new Float Fit system offers comfort and security with a streamlined fit and an oversized dial that's easy to adjust with one hand. The Overbrow Ventilation system pulls cool air in through the front and pushes it through an air-channel matrix to reduce overheating. And thanks to the adjustable No-Twist Tri-Glides, the straps stay flat and properly positioned no matter how hard you're hammering. This model also includes MIPS (Multi-Directional Impact Protection System) for added protection in certain types of impacts.

WEIGHT

265 grams (285 w/ MIPS)

VENTS

18

CERTIFICATIONS

CPSC Bicycle, CE EN1078

SIZES

- S 52–56 cm
- M 55–59 cm
- L 58–62 cm

VENTILATION

Overbrow Ventilation™

CONSTRUCTION

Fusion In-Mold Polycarbonate Shell
Lightweight Internal Polycarbonate Roll Cage

FIT SYSTEM

Float Fit™

OTHER TECHNOLOGIES

No-Twist Tri-Glides™
Lightweight Straps
Reflective Decals (*select colors*)
MIPS® (*optional*)



Retina Sear/Black



Matte Gunmetal/Silver



OPTIONAL



Matte Red/Black



OPTIONAL



Matte Force Blue/White



OPTIONAL



Matte Black



Matte White/Silver



Matte White/Silver Reflective

▶ REFLECTIVE GRAPHICS



ROAD

STRATUS

Cool, comfortable, and effortlessly fast. Engineered to slice through wind, this aero road helmet is motivation to attack, sprint and go for the podium—and look good doing it.

Joy Ride



Matte Cobalt/Pearl



Matte Gunmetal/Silver/Tang



Matte White/Emerald Reflective

REFLECTIVE GRAPHICS

FAST AND TECHNICAL

This road helmet is a direct descendant of the pro-level Zephyr, bringing the level of advanced engineering and design to an all-new women's model. It's the perfect combination of minimal weight, aero efficiency, and cutting-edge comfort technologies to help you climb, sprint or ride from dawn until dusk. The all-new Float Fit system offers comfort and security with a streamlined fit and a rubber-coated dial that's easy to adjust on the fly. The Overbrow Ventilation system pulls cool air in through the front and pushes it through an air-channel matrix to minimize drag and prevent overheating. And the adjustable No-Twist Tri-Glides keep the straps flat and properly positioned. Perfect fit, perfect form—from the start line to the podium.

WEIGHT

275 grams

VENTS

18

CERTIFICATIONS

CPSC Bicycle, CE EN1078

SIZES

S 52–56 cm

M 55–59 cm

VENTILATION

Overbrow Ventilation™

CONSTRUCTION

Fusion In-Mold Polycarbonate Shell
Lightweight Internal Polycarbonate Roll Cage

FIT SYSTEM

Float Fit™

OTHER TECHNOLOGIES

No-Twist Tri-Glides™
Lightweight Straps
Color-Matched Components
Reflective Decals (*select colors*)
MIPS®



ROAD/AERO

JAVELIN

Race-proven aero technology that doesn't skimp on comfort and fit. For triathlon or time trial competition, this is how you beat the clock.



Black/Grey



White/Silver

BEAT THE CLOCK

When it's you against the clock, every second counts. Small gains in aero efficiency make a big difference in your results. The Javelin, developed in the wind tunnel and proven at pro races around the globe, gives you every advantage in triathlons and time trials. It's designed to not only shave seconds against the wind, but also be comfortable in real-world conditions. It's got just enough ventilation to keep you cool without sacrificing speed. It comes with a detachable visor, and the SeamFlex ear flaps make it quick and easy to put on or remove—a handy feature when you're rushing through the T1 transition.

WEIGHT

467 grams

VENTS

3

CERTIFICATIONS

CPSC Bicycle, CE EN1078

SIZES

S 51–55 cm
M 55–59 cm
L 59–63 cm

CONSTRUCTION

Fusion In-Mold Polycarbonate Shell

OTHER TECHNOLOGIES

SeamFlex Ear Flaps
Lightweight Straps
X-Static® Padding



ROAD RACE/ROAD SPORT

OVERDRIVE

Designed with 19 air-channeling vents, a clean profile and now MIPS, Overdrive is the choice for everyday road performance.



KING OF THE ROAD

With clean rounded lines and a modern, compact shape, the Overdrive was designed with key trickle-down technologies from Bell's pro-level helmets. The Overbrow Ventilation system channels cool air over the head to regulate temperature. And this lightweight setup uses a special strap material that's less susceptible to absorbing sweat. The latest updates include MIPS rotational impact protection and the new Float Fit system, which is lighter and easier to adjust than ever. Crank up your road riding game, shift into Overdrive.

WEIGHT

242 grams (271 w/ MIPS)

VENTS

19

CERTIFICATIONS

CPSC Bicycle, CE EN1078

SIZES

- S 52–56 cm
- M 55–59 cm
- L 58–62 cm
- XL 61–65 cm (select colors)

VENTILATION

Overbrow Ventilation™

CONSTRUCTION

Fusion In-Mold Polycarbonate Shell
Internal Nylon Roll Cage

FIT SYSTEM

Float Fit™ **NEW**

OTHER TECH & FEATURES

Lightweight Straps
MIPS® (optional)



OPTIONAL



NEW

Retina Sear/Black

OPTIONAL



NEW

Matte Force Blue/White

OPTIONAL



NEW

Matte Red/Black

COMES IN



OPTIONAL



White/Silver

COMES IN



OPTIONAL



Matte Black



ROAD RACE/ROAD SPORT

ENDEAVOR

Great coverage and MIPS make Endeavor a top performer for your road riding goals and adventures.

Joy Ride



ELEGANCE IN MOTION

Whatever your riding goal—more miles, faster climbing, your first race—the Endeavor helps you achieve it. The all-new, streamlined Float Fit system offers lightweight comfort and a rubberized dial that makes it easier to adjust. Overbrow Ventilation and 19 air vents help keep you cool and comfortable, even when the pace heats up. And the MIPS system helps manage rotational forces that occur with certain impacts. Best of all, with its smooth curves and compact shape, Endeavor is a helmet that looks just as great as it performs.

WEIGHT

250 grams

VENTS

19

CERTIFICATIONS

CPSC Bicycle, CE EN1078

SIZES

S 52–56 cm

M 55–59 cm

VENTILATION

Overbrow Ventilation™

CONSTRUCTION

Fusion In-Mold Polycarbonate Shell
Internal Nylon Roll Cage

FIT SYSTEM

Float Fit™ **NEW**

OTHER TECH & FEATURES

Lightweight Straps
Color-Matched Components
MIPS®



NEW

White/Emerald



NEW

Matte Cobalt/Pearl



NEW

Matte Gunmetal/Tang



ROAD SPORT

EVENT

Style, comfort and fit. You get it all with Event, a versatile all-around road riding helmet.



MOTIVATION TO RIDE

With its inviting style and comfort-driven technologies, Event is pure motivation to get out there and ride more miles. Light, sleek and comfortable, the Event also incorporates Overbrow Ventilation to help channel in cool air and draw out heat. So you stay cool, comfortable and focused on the ride.

WEIGHT

242 grams

VENTS

22

CERTIFICATIONS

CPSC Bicycle, CE EN1078

SIZES

- S 52–56 cm
- M 55–59 cm
- L 58–62 cm

VENTILATION

Overbrow Ventilation™

CONSTRUCTION

Fusion In-Mold Polycarbonate Shell
Internal Nylon Half Roll Cage

FIT SYSTEM

Float Fit™ **NEW**



NEW

Matte Red/Black



NEW

Matte Silver/Gunmetal



NEW

Matte White/Force Blue



Matte Black/White



Matte Black



OVERBROW VENTILATION



FLOAT FIT

**New 2017 colors will ship with updated Fit Systems. Carryover colors will incorporate new Fit Systems as a running change.*

ROAD SPORT/ACTIVE LIFESTYLE

SOUL

From city streets to bike paths and beyond, this versatile helmet adapts to your own individual style.

Joy Ride



FREE TO FLY

Your ride is your escape. The Soul features a sleek, rounded shape that adds to that feeling of leaving it all behind. The Overbrow Ventilation pulls in cool air and pushes out the warm air. The new Float Fit system is comfy and simple—so you never have to think about it. Wear it three ways—soft brim visor, hard visor or no visor. The style of Soul is undeniable: clean, modern, effortless.

WEIGHT

245.5 grams

VENTS

22

CERTIFICATIONS

CPSC Bicycle, CE EN1078

SIZES

S 52–56 cm

M 55–59 cm

VENTILATION

Overbrow Ventilation™

CONSTRUCTION

Fusion In-Mold Polycarbonate Shell
Internal Nylon Half Roll Cage

FIT SYSTEM

Float Fit™ **NEW**

OTHER FEATURES

3-in-1 Versatility (soft brim and hard visor included)
Color-Matched Components



NEW

White/Emerald



NEW

Matte Cobalt/Pearl



3-IN-1 VERSATILITY



Soft Brim



Hard Visor



No Visor



MOUNTAIN



TRAIL DOMINANCE REDEFINED

The Super 2R changed the helmet game when it was released in 2013, and if imitation is any measure of success, we struck gold. Four years later, we've upped the ante with a better fit and more styles.



THE NEW SUPER 3R

SAME TRAIL SLAYER. NEW TAKE ON FIT.

We listened to our riders. For 2017 the Super 3R has been subtly reshaped inside and out to fit even better than before. And a new, lighter and easier-to-adjust Float Fit retention system keeps things good and snug.

IMPROVED FIT

We've dramatically improved the fit and comfort by revising the shape both inside and out.



OVERBROW VENTILATION

Full face protection meets full blast air flow. The 3R's 23 shell vents work with four front brow ports to drive air into the helmet and over your head even at low speeds. Six chin bar vents keep things breezy everywhere else.



GOGGLE FRIENDLY

Need a break from your goggles? The 3R's adjustable visor lifts up enough to provide room to stow them in on climbs or in between runs while keeping them handy for when you need them.



REMOVABLE CHIN BAR

Our patented wrap-around removable chin bar design revolutionized trail helmets. No tools required...just flip three buckles and go from aggressive descents to cool, airy climbing. And Bell's rigorous in-house chin bar testing confirms that this key component does more than just look good.



FLOAT FIT

The new Float Fit is a minimalist, lightweight fit system featuring an easy-to-turn rubber overmolded dial for adjustments.



MOUNTAIN

SUPER 3R

It's called all-mountain riding for a reason. With its removable chin bar, the Super 3R adapts to every trail riding situation—from long, steep climbs to all-out descents.



ALL MOUNTAIN, TRANSFORMED

The best trail riding gear adapts to changing terrain. That's the idea behind the Super 3R. It's designed for the varying demands of all-mountain riding, which includes long, grinder climbs at low speeds and wide-open descents on rowdy trails. A removable chin bar makes the Super 3R uniquely suited to the all-mountain experience. Basically, you get two helmets in one. For long climbs, remove the chin bar and stow it in your pack. And when it's time for more aggressive riding, you can quickly lock it on, no tools required.

For the new Super 3R, we've added the new Float Fit system and dramatically improved the fit and comfort by revising the shape both inside and out. Other trail-specific features include our GoggleGuide Adjustable Visor, a breakaway camera mount and Overbrow Ventilation.

WEIGHT

765 grams (784 w/ MIPS)

VENTS

23 helmet vents, 4 brow ports, 6 chin bar vents

CERTIFICATIONS

CPSC Bicycle, CE EN1078

SIZES

S 52–56 cm
M 55–59 cm
L 58–62 cm

VENTILATION

Overbrow Ventilation™

CONSTRUCTION

Fusion In-Mold Polycarbonate Shell

FIT SYSTEM

Float Fit™

OTHER TECHNOLOGIES

Wraparound Chin Bar
GoggleGuide™ Adjustable Visor System
Integrated Breakaway Camera Mount
X-Static® Padding
Breakaway Screws
MIPS® (optional)



MOUNTAIN

SUPER 3R

Confidence, style and adaptability for any terrain. You get it all with the quick-change Super 3R women's Joy Ride helmet.

Joy Ride



Matte Emerald



Matte Cobalt/Pearl

ONE HELMET, ANY TRAIL

The new Joy Ride Super 3R gives you everything you need to own the trail. It's designed for the ever-changing needs of trail riding with a unique removable chin bar technology that basically gives you two helmets in one. You can remove and carry the chin bar in your pack during long climbs, and then lock it in place for that added boost of confidence on technical terrain. The easy, tool-free installation and removal process takes seconds.

For the new Super 3R, we've added the new Float Fit system and dramatically improved the fit and comfort by revising the shape both inside and out. Other trail-specific features include our GoggleGuide adjustable visor, a breakaway camera mount and Overbrow Ventilation.

WEIGHT

749 grams

VENTS

23 helmet vents,
4 brow ports, 6 chin bar vents

CERTIFICATIONS

CPSC Bicycle, CE EN1078

SIZES

S 52–56 cm
M 55–59 cm
L 58–62 cm

VENTILATION

Overbrow Ventilation™

CONSTRUCTION

Fusion In-Mold Polycarbonate Shell

FIT SYSTEM

Float Fit™

OTHER TECHNOLOGIES

Wraparound Chin Bar
GoggleGuide™ Adjustable Visor
Integrated Breakaway Camera Mount
X-Static® Padding
Breakaway Screws
Color-Matched Components
MIPS®



MOUNTAIN

SUPER 3

Witness the evolution of a game changer. The Super 3 gives you even more ways to slay aggressive trails with confidence and comfort.



OPTIONAL



Matte Emerald/Retina Sear



Matte Black/Retina Sear

OPTIONAL



Matte Black/White



Matte Black/Orion

OPTIONAL



Matte Red/Marsala/Black



Matte Force Blue/White

ALL-MOUNTAIN EVOLUTION

The helmet that changed the game for trail, enduro and all-mountain riding has evolved with a revised shape inside and out, making the fit and feel even better than before. This model includes MIPS rotational impact protection along with a new off-road specific Float Fit system that's lighter and more comfortable with a rubber overmolded dial. And the Super 3 MIPS retains its iconic off-road style with full, extended rear protection along with our GoggleGuide adjustable visor. It also includes Overbrow Ventilation to keep you cool on hot climbs, plus a breakaway camera mount. And for added protection in aggressive terrain, you have the option to add a removable, lock-on Super 3R chin bar.

WEIGHT

433 grams (452 w/ MIPS)

VENTS

23 helmet vents,
4 brow ports, 6 chin bar vents

CERTIFICATIONS

CPSC Bicycle, CE EN1078

SIZES

S 52–56 cm
M 55–59 cm
L 58–62 cm

VENTILATION

Overbrow Ventilation™

CONSTRUCTION

Fusion In-Mold Polycarbonate Shell

FIT SYSTEM

Float Fit™

OTHER TECHNOLOGIES

GoggleGuide™ Adjustable Visor
Integrated Breakaway Camera Mount
X-Static® Padding
Breakaway Screws
MIPS® (optional)

ACCESSORY CHIN BAR



Matte Black



MOUNTAIN

SUPER 3

Rise to the occasion. Whatever trail challenge you face, from killer climbs to rowdy descents, the Super 3 MIPS helps you do it with confidence, comfort and style.

Joy Ride



QUEEN OF THE MOUNTAIN

The helmet that changed the game for trail, enduro and all-mountain riding has evolved with a revised shape inside and out, making the fit and feel even better than before. This model includes MIPS rotational impact protection along with a new off-road specific Float Fit system that's lighter and more comfortable with a rubber overmolded dial. And the Super 3 MIPS retains its iconic off-road style with full, extended rear protection along with our GoggleGuide adjustable visor. It also includes Overbrow Ventilation to keep you cool on hot climbs, plus a breakaway camera mount. And for added protection in aggressive terrain, you have the option to add a removable, lock-on Super 3R chin bar.

WEIGHT

423 grams

VENTS

23 helmet vents,
4 brow ports, 6 chin bar vents

CERTIFICATIONS

CPSC Bicycle, CE EN1078

SIZES

S 52–56 cm

M 55–59 cm

L 58–62 cm

VENTILATION

Overbrow Ventilation™

CONSTRUCTION

Fusion In-Mold Polycarbonate Shell

FIT SYSTEM

Float Fit™

OTHER TECHNOLOGIES

Wraparound Chin Bar
GoggleGuide™ Adjustable Visor
Integrated Breakaway Camera Mount
X-Static® Padding
Breakaway Screws
Color-Matched Components
MIPS®



Matte Emerald



Matte Cobalt/Pearl



MOUNTAIN

CATALYST

World Class performance and features for going fast in the dirt.



CROSS COUNTRY ROCKET

Enduro may get all the headlines, but XC riding and racing is still going strong. For riders looking for a lightweight, well-ventilated helmet that's all about going fast on trail rides, Catalyst brings an engineered fit and modernized, rounded shape that looks as modern as it feels. Add to this No-Twist Tri-Glide strap yokes and a removable visor and all you need is trail.

WEIGHT

310 grams

VENTS

18

CERTIFICATIONS

CPSC Bicycle, CE EN1078

SIZES

- S 52–56 cm
- M 55–59 cm
- L 58–62 cm

VENTILATION

Overbrow Ventilation™

CONSTRUCTION

Fusion In-Mold Polycarbonate Shell
Full Internal Polycarbonate Roll Cage

FIT SYSTEM

Float Fit™

OTHER TECHNOLOGIES

No-Twist Tri-Glides™
Lightweight Straps
MIPS®



Matte Red/Black



Matte White/Black/Red



Matte Retina Sear/Black



Matte Black



MOUNTAIN

STOKER

With extended rear coverage, awesome ventilation and the option of MIPS, this helmet gets you stoked for all-mountain adventures.



TRAIL SLAYER

Ready to step up your trail riding game? This go-to all-mountain helmet has just the right combo of substance and style. With air-channeling vents, extended rear coverage and the option of MIPS rotational impact protection, Stoker keeps you cool and confident while riding challenging terrain. And its killer trail-specific features—like the adjustable visor—make it a great choice for every off-road adventure.

WEIGHT

305 grams (336 w/ MIPS)

VENTS

13 vents, 4 brow ports

CERTIFICATIONS

CPSC Bicycle, CE EN1078

SIZES

S 52–56 cm
M 55–59 cm
L 58–62 cm
XL 61–65 cm (select colors)

VENTILATION

Overbrow Ventilation™

CONSTRUCTION

Fusion In-Mold Polycarbonate Shell

FIT SYSTEM

Speed Dial™

OTHER TECHNOLOGIES

VPV™ Adjustable Visor
MIPS® (optional)



NEW

Matte Grenade



NEW

Matte Black/White



OPTIONAL



NEW

Matte Kryptonite/Gunmetal



OPTIONAL



NEW

Matte Red/Marsala



OPTIONAL



COMES IN



Matte Black



MOUNTAIN

RUSH

Progressive, comfortable and big on style, the Rush is motivation to ride that trail a little farther and a little faster.

Joy Ride



STRAIGHT TO THE TRAIL

Hit the trail with confidence. Rush features a progressive design with strong color combos—so you can tackle tough terrain and do it with style. It's also packed with features designed specifically for trail riding—from the large air channeling vents to the adjustable visor that shields you from the elements. Every last detail is aimed at giving you the ultimate off-road experience. This model also features the MIPS rotational impact system for added protection.

WEIGHT

351 grams

VENTS

13 vents, 4 brow ports

CERTIFICATIONS

CPSC Bicycle, CE EN1078

SIZES

S 52–56 cm

M 55–59 cm

VENTILATION

Overbrow Ventilation™

CONSTRUCTION

Fusion In-Mold Polycarbonate Shell

FIT SYSTEM

Speed Dial™

OTHER TECHNOLOGIES

VPV™ Adjustable Visor

MIPS®

Color-Matched Components



NEW

Matte Emerald



NEW

Matte Cobalt/Pearl/Iceberg



NEW

Matte Gunmetal/Silver/Tang



MOUNTAIN

EVENT XC

Lightweight and extremely versatile, this trail helmet features optional MIPS and an easy-to-adjust fit system to keep you cool and comfortable.



RIP ROARING XC

Whether you're lining up at a local XC race, or hitting the trail for the first time, the last thing you want to worry about is your helmet. With its user-friendly fit features, comfortable cooling technologies, and off-road style, Event XC has you covered. The smartly designed fit system makes it easy to dial in the perfect feel for long ride comfort. Overbrow Ventilation helps channel in cool air and draw out heat—perfect on those long grinder climbs. And the Blade Removable Visor shields you from sun glare, so your vision stays sharp when you're ripping through the trees.

WEIGHT

268 grams (302 w/ MIPS)

VENTS

22

CERTIFICATIONS

CPSC Bicycle, CE EN1078

SIZES

S 52–56 cm

M 55–59 cm

L 58–62 cm

VENTILATION

Overbrow Ventilation™

CONSTRUCTION

Fusion In-Mold Polycarbonate Shell
Internal Nylon Half Roll Cage

FIT SYSTEM

Float Fit™ **NEW**

OTHER TECHNOLOGIES

Blade™ Removable Visor

MIPS® (optional)

OPTIONAL



NEW

Matte Red/Black

OPTIONAL



NEW

Matte Silver/Gunmetal

OPTIONAL



NEW

Matte White/Force Blue

OPTIONAL



Matte Black/White

OPTIONAL



Matte Black



*New 2017 colors will ship with updated Fit Systems.
Carryover colors will incorporate new Fit Systems as a running change.

MOUNTAIN

SEQUENCE

A lighter, more comfortable new fit system and a classic XC profile make this well-rounded off-road helmet a trail companion you can count on.



PURE XC GOODNESS

With a classic cross-country profile, massive ventilation and our all-new Float Fit system, the Sequence is a great choice for everyday XC riding. A new quick-adjust dial makes it easy to get the fit just right, and 21 flow-tuned vents help keep you cool on the longest, hottest climbs. The Variable Position Visor (VPV) has an embedded clutch mechanism so you can position it without taking your eyes off the trail and trust that it'll stay put.

WEIGHT

325 grams

VENTS

21

CERTIFICATIONS

CPSC Bicycle, CE EN1078

SIZES

S 52–56 cm
M 55–59 cm
L 58–62 cm

CONSTRUCTION

Fusion In-Mold Polycarbonate Shell

FIT SYSTEM

Float Fit™ **NEW**

OTHER TECHNOLOGIES

VPV™ Adjustable Visor



Matte Blue/White



Matte Black



*Carryover colors will incorporate new Fit Systems as a running change.

MOUNTAIN/SPORT

SLANT

From the town to the trail, this versatile helmet offers comfort and sleek style for wherever the ride takes you.



TOWN TO TRAIL

With its 21 channeled vents and removable visor, Slant is a great choice for versatile everyday riding. It features our new Ergo Fit system that's lighter, less bulky, and easier to use. Just turn the dial for a great fit—no push button required. Add in sleek color options, universal sizing, and easy-adjust Cam-Lock levers, and you have a comfortable, no-nonsense helmet that looks as good as it feels.

WEIGHT

286 grams

VENTS

21

CERTIFICATIONS

CPSC Bicycle, CE EN1078

SIZES

Universal Adult 54–61 cm

CONSTRUCTION

Fusion In-Mold Polycarbonate Shell

FIT SYSTEM

Ergo Fit™ **NEW**

OTHER TECHNOLOGIES

Blade™ Removable Visor



Matte White/Silver



Matte Black



*Carryover colors will incorporate new Fit Systems as a running change.

FULL-FACE



DOWNHILL/FREERIDE/BMX

FULL-9

Designed with key crossover technologies from our award-winning moto helmets, the Full-9 sets the standard for Downhill and BMX riding.



Matte White/Black



Infrared/Black



Matte Black/Grey

MOTOCROSS FOR MOUNTAIN BIKERS

No other helmet manufacturer has deeper roots in motocross. Much of what Bell engineers learned from creating the award-winning Moto-9 helmet went into the Full-9. Take that unrivaled experience, combine it with feedback from downhill and BMX pros, and you have the winning formula. The Full-9 meets the most stringent ASTM Downhill Mountain Bike Racing standard as well as CPSC and CE bicycle safety benchmarks. Additional motocross trickle-down technologies include the Eject Helmet Removal System and magnetic cheekpads. Beyond that, the Full-9 includes features like Soundtrax built-in speaker pockets and audio cable routing, and an integrated breakaway camera mount. Add in a lightweight carbon shell, a wide field of view, Overbrow Ventilation intakes and Velocity Flow Ventilation and you have the world's most advanced helmet for DH or BMX.

WEIGHT

1130 grams

VENTS

10 vents, 3 brow ports

CERTIFICATIONS

CPSC Bicycle, CE EN1078
ASTM F1952-00 (Downhill)
ASTM F2032-06 (BMX)

SIZES

XS 51-53 cm
S 53-55 cm
M 55-57 cm
L 57-59 cm
XL 59-61 cm
XXL 61-63 cm

VENTILATION

Overbrow Ventilation™
Velocity Flow Ventilation™

CONSTRUCTION

Lightweight Full Carbon Shell

OTHER TECHNOLOGIES

Integrated Eject® Compatibility
Integrated Breakaway Camera Mount
XT-2® Extended Wear Interior
Magnefusion™ Removable Magnetic Cheekpads
Soundtrax™ Speaker System
Breakaway Screws
Flying Bridge Visor



DOWNHILL/FREERIDE/BMX

TRANSFER-9

Designed for endless laps in the bike park or ripping runs at your local DH race, this full-face helmet stands up to the rigors of everyday shredding.



DH TECH FOR THE DAILY SHRED

From day one, this hard-charging full-face helmet has been a game-changer for DH and BMX riding. Born from Bell's unrivaled heritage in motocross, the Transfer-9 was created for everyday shredding. It has many of the same features as the pro-level Full-9, but at a price that makes it right for the daily rigors that you can dish out. With Overbrow Ventilation, Quicksnap removable cheekpads and a Soundtrax speaker system, it's out-of-the-box ready for ripping laps at the bike park or hitting your local DH race.

WEIGHT

1250 grams

VENTS

9 vents, 3 brow ports

CERTIFICATIONS

CPSC Bicycle, CE EN1078
ASTM F1952-00 (Downhill)
ASTM F2032-06 (BMX)

SIZES

XS 51–53 cm
S 53–55 cm
M 55–57 cm
L 57–59 cm
XL 59–61 cm
XXL 61–63 cm

VENTILATION

Overbrow Ventilation™

CONSTRUCTION

Fiberglass Shell

OTHER TECHNOLOGIES

Integrated Eject® Compatibility
Breakaway Camera Mount
XT-2® Extended Wear Interior
Quicksnap Removable Cheekpads
Soundtrax™ Speaker System
Breakaway Screws
Flying Bridge Visor



NEW

Matte Retina Sear/Emerald



NEW

Red/Marsala/Retina Sear



NEW

Matte Black/Retina Sear



NEW

Black/Red/White



EJECT REMOVAL SYSTEM COMPATIBLE



OVERBROW VENTILATION



SOUNDTRAX SPEAKER SYSTEM

DOWNHILL/FREERIDE/BMX

SANCTION

This lightweight full-face offers comfort and protection for dirt jump or BMX riders who want a smaller size and profile.



FULL-9's RAD LITTLE BROTHER

At just 850 grams, the Sanction is our low-profile full-face helmet aimed at dirt shredders and BMX riders who don't need the more robust Full-9 or Transfer-9. The Sanction has become the choice of adults who want full-face protection but prefer a smaller size and profile. If you're riding a chairlift, go with a Full-9 or Transfer-9. But if you're pedaling BMX or dirt jumps, this helmet will serve you well.

WEIGHT
850 grams

VENTS
15

CERTIFICATIONS
CPSC Bicycle
CE EN1078

SIZES
S 52-54 cm
M 55-57 cm
L 58-60 cm

CONSTRUCTION
ABS Shell

OTHER TECHNOLOGIES
Adjustable Visor



NEW

Black/Titanium/Retina Sear



NEW

Force Blue/Retina Sear



NEW

Matte Black/Retina Sear



NEW

White/Black/Red

BMX/SKATE



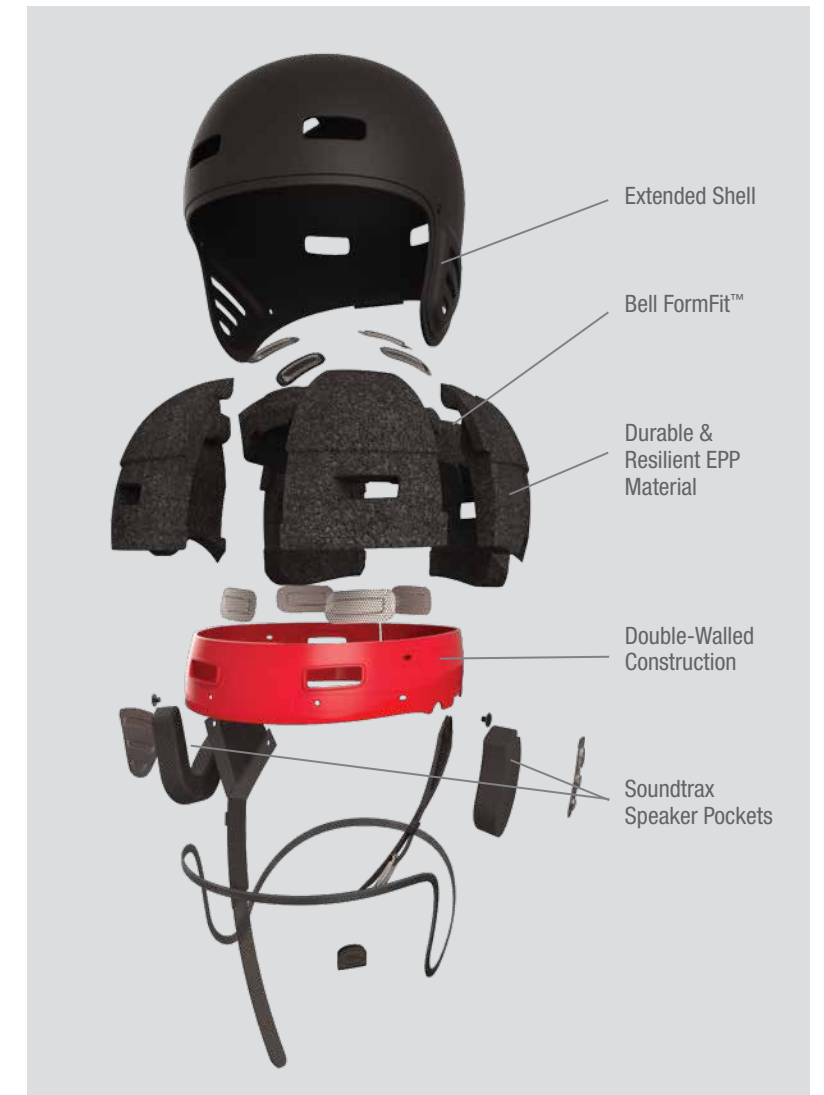
BMX/SKATE

FULL FLEX

Day in and day out, just keep shredding. With Full Flex the comfort and durability comes standard.



Matte Black



Extended Shell

Bell FormFit™

Durable & Resilient EPP Material

Double-Walled Construction

Soundtrax Speaker Pockets

ENGINEERED FOR ACTION

Engineered to inspire action sports athletes as they push new limits, this helmet features full-cut style and protection with cutting-edge technologies—all packaged in a style that's both modern and classic at the same time. The durable and resilient EPP liner was specifically engineered for action sports, where crashes are bound to happen. The material is designed to compress when it takes a hit, and rebound after the impact. It also features our FormFit design, with multiple liner sections attached to an internal skeleton that conforms to your head for better comfort.

WEIGHT

741 grams

VENTS

10

CERTIFICATIONS

CPSC Bicycle, CE EN1078
ASTM F1492-08 (Skate)

SIZES

S 52–56 cm

M 55–59 cm

L 58–62 cm

CONSTRUCTION

Durable & Resilient EPP Material
Double-Walled Construction
Bell FormFit™

OTHER TECHNOLOGIES

Soundtrax™ Speaker System
Extended Shell

**[BIKE & SKATE
CERTIFIED]**



STREET/BMX/SKATE

LOCAL

Classic skate style meets new-school technology. In the dirt or out on the street, this helmet is comfortable and cool.



STREET MEETS TECH

At home on the dirt or in the streets, the all-new Local blends classic skate style looks with new-school comfort and technology. The re-tuned shape fits closer and looks smaller, and the Local adds a cycling-style Fit System to a street helmet for a more secure fit. Hit the pump track, shred some vert, or rock it while you're riding around town. For comfort and style, keep it Local.

WEIGHT
437 grams

VENTS
10

CERTIFICATIONS
CPSC Bicycle, CE EN1078
ASTM F1492-08 (Skate)

SIZES
S 51-55 cm
M 55-59 cm
L 59-61.5 cm

**[BIKE & SKATE
CERTIFIED]**

CONSTRUCTION
ABS Hard Plastic Shell with EPS Liner

FIT SYSTEM
Action Fit™



Matte Red



Matte Emerald



Matte Cobalt



Matte Kryptonite



Matte Orange Seeker



Matte Force Blue



Matte Grenade Octobeast



White



Mint Ohana



Matte Black



COMMUTER



URBAN/COMMUTE

ANNEX SHIELD

When you commit to bike commuting, you commit to doing good. You've earned a helmet designed specifically for the challenges you face.



Matte/Gloss Black

CONQUER THE COMMUTE

Whether you're pedaling through stormy weather or zipping through town on your e-bike, the Annex Shield gives you adaptable performance to make every trip smoother, quicker, and more comfortable. It starts with protection: MIPS (Multi-Directional Impact Protection System) may help reduce injuries in some accidents. And for optimal comfort in all types of weather, the Active Air system lets you open or close vents to regulate temperature. The integrated shield is easily removable or adjustable to keep you protected from wind, sun or rain, especially at e-bike speeds.

FIT SYSTEM

Float Fit™ **NEW**

WEIGHT

445 grams

VENTS

15 vents (8 Active Air)
3 brow ports

CERTIFICATIONS

CPSC Bicycle, CE EN1078

SIZES

S 52-56 cm
M 55-59 cm
L 58-62 cm

VENTILATION

Overbrow Ventilation™
Active Air™

CONSTRUCTION

Fusion In-Mold Polycarbonate Shell

OTHER TECHNOLOGIES

Removable Eye Shield
Integrated Reflectivity
Weather-Considered Soft Brim w/ Reflective Trim
Removable Light Mount with Reflective Housing
X-Static® Padding
Ratchet Buckle
Reflective Lightweight Straps
MIPS®



Soft Brim



Shield Up



Integrated Reflectivity



*Carryover colors will incorporate new Fit Systems as a running change.

URBAN/COMMUTE

ANNEX

With Active Air tech and MIPS, this high-tech commuter helmet keeps you comfortable and secure day in and day out.



Mips
Silver



Mips
Matte Midnight



Mips
Matte/Gloss Black



Integrated Reflectivity

COMMUTER KING

Commuting by bike can be exhilarating yet challenging, and Annex is designed to help empower your mission. The Annex includes MIPS (Multi-Directional Impact Protection System), which can provide an additional measure of protection in certain impacts. The Active Air Slider vent lets you regulate temperature for cool comfort. The all-new Float Fit system gives you a perfect fit with no fussy adjustments. And special features—including integrated reflectivity, integrated light mount and weather-considered soft-brim visor—give you all the tools you need to be self-sufficient and super mobile.

FIT SYSTEM

Float Fit™ **NEW**

WEIGHT

400 grams

VENTS

15 vents (8 Active Air)
3 brow ports

CERTIFICATIONS

CPSC Bicycle, CE EN1078

SIZES

S 52–56 cm
M 55–59 cm
L 58–62 cm

VENTILATION

Overbrow Ventilation™
Active Air™

CONSTRUCTION

Fusion In-Mold Polycarbonate Shell

OTHER TECHNOLOGIES

Integrated Reflectivity
Weather-Considered Soft Brim w/ Reflective Trim
Removable Light Mount with Reflective Housing
X-Static® Padding
Ratchet Buckle
Reflective Lightweight Straps
MIPS®

*Carryover colors will incorporate new Fit Systems as a running change.



URBAN/COMMUTE

HUB

For daily commuting, coffee shop runs or cruising across campus, Hub is cool, comfortable and always looks the part.



White



Black/Retina Sear



Matte Black

STREET SMART

Bike commuting isn't for the timid. Having gear that's built specifically for the task can be a major motivator. The Hub has similar features to our high-end performance helmets, but re-imagined for the streets. Overbrow Ventilation helps get you to work with less sweat. The dial-actuated fit system is simple, secure, and plays nice with eyewear. Other smart touches include an integrated clip-on light mount, reflective trim and a soft-brim visor. And whatever you're wearing, Hub adds style.

WEIGHT

330 grams

VENTS

15 vents, 3 brow ports

CERTIFICATIONS

CPSC Bicycle, CE EN1078

SIZES

S 52-56 cm

M 55-59 cm

L 58-62 cm

VENTILATION

Overbrow Ventilation™

CONSTRUCTION

Fusion In-Mold Polycarbonate Shell

FIT SYSTEM

Float Fit™ **NEW**

OTHER TECHNOLOGIES

Soft Brim Visor w/ Reflective Trim

Removable Light Mount with Reflective Housing

Perforated Padding

Ratchet Buckle

Lightweight Straps



*Carryover colors will incorporate new Fit Systems as a running change.

URBAN/COMMUTE/ACTIVE LIFESTYLE/RECREATIONAL

MUNI

With its comfortable new Float Fit system, removable visor and integrated mounts for a mirror and lights, Muni makes commuting by bike a little bit easier and a lot more fun.



CITY SLICKER

Integrated features, outstanding functionality and purposeful design make Muni a great choice for daily commuting. The overall shape and style has been continually refined since its introduction, making the Muni that much better. The easy-to-adjust fit system offers a higher level of comfort, fit and ease-of-use. There are front and rear integrated mounts to accommodate lights. The Muni also accommodates Bell's Flip Mirror, which clips to special grooves in the visor and stows away neatly when not in use.

*Light not included

WEIGHT

317 grams

VENTS

21

CERTIFICATIONS

CPSC Bicycle, CE EN1078

SIZES

S/M 50–57 cm

M/L 54–61 cm

VENTILATION

Overbrow Ventilation™

CONSTRUCTION

Fusion In-Mold Polycarbonate Shell

FIT SYSTEM

Float Fit™ **NEW**

OTHER TECHNOLOGIES

Blade Plus™ Removable Visor

Integrated Light Mounts

Rain Gutters

Integrated Flip Mirror Mount

Reflective Decals



Matte Gunmetal



Hi-Vis Yellow



Matte Black Vis



*Carryover colors will incorporate new Fit Systems as a running change.

ACTIVE LIFESTYLE



ACTIVE LIFESTYLE

TRAVERSE

This all-purpose performer boasts a high-quality Polycarbonate Shell and comfortable, easily adjustable fit system, plus the optional protection of MIPS.



CHOOSE YOUR ADVENTURE

Fitness rides, adventure rides, family rides around the neighborhood. With its quality in-mold Polycarbonate Shell construction and easy, approachable style, the Traverse is an all-around performer that gives you lots of options. This model offers MIPS (Multi-Directional Impact Protection System), which can provide an additional measure of protection in certain impacts. The new Ergo Fit system allows for one-handed adjustment—just turn the dial, simple as that. Totally comfortable, totally cool.

WEIGHT

275 grams (297 w/ MIPS)

VENTS

18

CERTIFICATIONS

CPSC Bicycle, CE EN1078

SIZES

Universal Adult 54–61 cm

Universal XL 56–63 cm (select colors)

CONSTRUCTION

Fusion In-Mold Polycarbonate Shell

FIT SYSTEM

Ergo Fit™ **NEW**

OTHER TECHNOLOGIES

Removable Visor

MIPS® (optional)

OPTIONAL



NEW

Matte Emerald/Retina Sear

OPTIONAL



NEW

Matte Force Blue/White

OPTIONAL



NEW

Matte Red/Black

OPTIONAL



COMES IN



Retina Sear/Black

OPTIONAL



COMES IN



White/Silver

OPTIONAL



COMES IN



Matte Black



*New 2017 colors will ship with updated Fit Systems. Carryover colors will incorporate new Fit Systems as a running change.

ACTIVE LIFESTYLE

COAST

Make a style statement with this comfortable helmet. It helps you stay cool when you pick up the pace.

Joy Ride



STYLES FOR MILES

Great style meets cool comfort. The Coast features an adaptable design that's an easy match with what you wear and how you ride. This model offers the option of MIPS (Multi-Directional Impact Protection System), which can provide an additional measure of protection in certain impacts. Large air vents keep you cool, and a quality Polycarbonate Shell gives it a lightweight feel. The one-size-fits-all Ergo Fit system allows for one-handed adjustment—just turn the dial, simple as that.

WEIGHT

261 grams (283 w/ MIPS)

VENTS

18

CERTIFICATIONS

CPSC Bicycle, CE EN1078

SIZES

Universal Women's 50–57 cm

CONSTRUCTION

Fusion In-Mold Polycarbonate Shell

FIT SYSTEM

Ergo Fit™ **NEW**

OTHER TECHNOLOGIES

Removable Visor

MIPS® (optional)

Color-Matched Components



OPTIONAL



NEW

White/Emerald



OPTIONAL



NEW

Matte Cobalt/Pearl



OPTIONAL



NEW

Matte Gunmetal/Silver/Tang



ROAD SPORT/ACTIVE LIFESTYLE

DRAFT

Sleek shape, large air vents and Bell's unbeatable fit. Draft makes it easy to get on your bike and go.



THE NEW STANDARD

The Draft delivers advanced features and design at an incredible value. Its rounded, compact profile is a nod to modern road style. The all-new Ergo Fit system offers a slimmed down, easier-to-use dial for simple, one-handed adjustment. And with 25 large air vents, an extended in-mold polycarbonate shell and the optional protection of MIPS, it's a cool and comfortable choice that easily meets the demands of a wide range of riders.

WEIGHT

259 grams (281 w/ MIPS)

VENTS

18

CERTIFICATIONS

CPSC Bicycle, CE EN1078

SIZES

Universal Adult 54-61 cm

CONSTRUCTION

Extended In-Mold Polycarbonate Shell

FIT SYSTEM

Ergo Fit™ **NEW**

OTHER TECHNOLOGIES

MIPS® (optional)



OPTIONAL



NEW

Matte Emerald/Retina Sear

OPTIONAL



NEW

Matte Force Blue/White

OPTIONAL



NEW

Matte Red/Black

OPTIONAL



Retina Sear/Black

OPTIONAL



White/Silver

OPTIONAL



Matte Black



*New 2017 colors will ship with updated Fit Systems. Carryover colors will incorporate new Fit Systems as a running change.

ROAD SPORT/ACTIVE LIFESTYLE

TEMPO

Want more motivation to ride? Here it is. A sleek shape, comfortable new Ergo Fit system and optional MIPS will help get you out on the road.

Joy Ride



READY FOR FUN

Look good, feel good. It's as simple as that. Beneath the shapely exterior of the Tempo, you'll find useful features to keep you cool and comfortable on rides of any distance. This model includes MIPS, which can provide an additional measure of protection in certain impacts. The all-new Ergo Fit system offers a slimmed down, easier-to-use dial for simple, one-handed adjustment. The large open vents channel in cool air. And the high-quality, lightweight construction makes it feel like it's barely even there.

WEIGHT

245 grams (267 w/ MIPS)

VENTS

18

CERTIFICATIONS

CPSC Bicycle, CE EN1078

SIZES

Universal Women's 50-57 cm

CONSTRUCTION

Extended In-Mold Polycarbonate Shell

FIT SYSTEM

Ergo Fit™ **NEW**

OTHER TECHNOLOGIES

MIPS® (optional)

Color-Matched Components



OPTIONAL



NEW

White/Emerald



OPTIONAL



NEW

Matte Cobalt/Pearl



OPTIONAL



NEW

Matte Gunmetal/Silver/Tang



ACTIVE LIFESTYLE

TRACKER

Tracker goes big on style and versatility—ready for fitness rides, commuting or just cruising the neighborhood.



Matte Emerald



Matte Silver



Matte Red



Matte Retina Sear



Matte Black

ALL-PURPOSE PERFORMER

Tough and great-looking In-Mold shell? Check. Extended coverage? Check. Removable visor? Check. This proven performer is fully loaded and the all-new Ergo Fit system offers a slim, easy-to-use dial for simple, one-handed adjustment.

WEIGHT

289 grams

VENTS

25

CERTIFICATIONS

CPSC Bicycle, CE EN1078

SIZES

Universal Adult 54–61 cm

CONSTRUCTION

Fusion In-Mold Polycarbonate Shell

FIT SYSTEM

Ergo Fit™

OTHER TECHNOLOGIES

Removable Visor



YOUTH



STREET/YOUTH

SIDETRACK

Inspired by our popular Stoker adult mountain bike helmet, this awesome kids' model has extended rear coverage, optional MIPS protection, and a visor to complete the look.



GROM PATROL

Kids these days. They love to ride, sometimes fearlessly, and they have more trails, bike parks and fun places to shred. We designed the Sidetrack to keep up with them. The Sidetrack features our all-mountain shape with lower coverage on the rear of the head. The ready-for-action style, complete with a cool visor, gets young riders motivated to ride. And the new Ergo Fit system makes it quick and easy to get them going. Throw in MIPS protection in the Youth size and you get all-around performance for little rippers.

WEIGHT

269 grams (Youth)
289 grams (Youth w/ MIPS)
284 grams (Child)

VENTS

15

CERTIFICATIONS

CPSC Bicycle, CE EN1078

SIZES

Universal Youth 50–57 cm
Universal Child 47–54 cm

CONSTRUCTION

Fusion In-Mold Polycarbonate Shell

FIT SYSTEM

Ergo Fit™ **NEW**

OTHER TECHNOLOGIES

Snap-In Visor
PinchGuard Buckle™
MIPS® (optional in Youth size)



YOUTH
OPTIONAL
MIPS

NEW

Matte Pink Blossom



YOUTH
OPTIONAL
MIPS

NEW

Matte Mint Hearts



YOUTH
OPTIONAL
MIPS

NEW

Matte Tang/Orange Seeker



YOUTH
OPTIONAL
MIPS

Matte Titanium Shark



YOUTH
OPTIONAL
MIPS

Matte Kryptonite/Titanium



*New 2017 colors will ship with updated Fit Systems.
Carryover colors will incorporate new Fit Systems as a running change.

STREET/SKATE/YOUTH

SPAN

An updated, more compact shape and adjustable fit system makes this kid-sized skate/BMX lid fit like a helmet should.



PRO-LEVEL FIT FOR THE STREET

The Span shows up on the scene with a modern twist on skate and BMX style. The fit is tight and right, and with a dial-adjustable fit system, this thing is staying put, no matter how rad you get.

WEIGHT
423 grams

VENTS
10

CERTIFICATIONS
CPSC Bicycle, CE EN1078
ASTM F1492-08 (Skate)

SIZES
XS 49–53 cm
S 51–55 cm

FIT SYSTEM
Action Fit™



Matte Emerald



Matte Red



Purple/Pink Glide



Matte Kryptonite



Matte Force Blue Octobeast



Matte Cobalt



Matte Tang/Force Blue Liquid Bell



Matte Black



Matte Emerald/Retina Sear Zebra



White



YOUTH

BELLINO



A PARTY FOR YOUR HEAD

Great styling, great graphics and great features. The Bellino has it all—an ErgoDial Fit System, a built-in visor, Tight-Fit Microshell, Cam-Lock Levers and a PinchGuard Buckle.

WEIGHT
252 grams

VENTS
8

CERTIFICATIONS
CE EN1078

SIZES
S/M 48–52 cm
M/L 52–56 cm

CONSTRUCTION
Fusion In-Mold Polycarbonate Shell

FIT SYSTEM
ErgoDial™

OTHER TECHNOLOGIES
PinchGuard Buckle™



Hummingbirds



Safari



Helicopters



Heart Color Block

TECH GLOSSARY

TECHNOLOGY PARTNERS

MIPS®

MIPS (Multi-Directional Impact Protection System) is a leading slip plane technology inside the helmet designed to reduce rotational forces that can result from certain impacts.



TRANSITIONS® ADAPTIVE SHIELDS

Transitions adaptive technology allows clear cycling shields to darken in bright sunlight, for increased contrast and improved distance and depth perception.



ENERGY MANAGEMENT/ CONSTRUCTION

BELL FORMFIT™

A helmet liner made with multiple segments attached to an internal skeleton, creating a flexible fit that conforms to your head.



DOUBLE-WALLED CONSTRUCTION™

A thick outer layer creates a stiff shell for helmets that are certified for multiple activities including bike and skate.



DURABLE & RESILIENT EPP™

Made for action sports, this helmet liner can help to withstand multiple impacts. The material is designed to compress when it takes a hit, and rebound after the impact.



FUSION IN-MOLD POLYCARBONATE SHELL

A process pioneered by Bell that bonds the helmet's outer shell to the EPS foam liner to create a sturdier helmet.

INTERNAL ROLL CAGES

Composite skeletons used to reinforce helmets, allowing for bigger vents and lighter weight.

PROGRESSIVE LAYERING™

The process of engineering a helmet liner with variable EPS foam densities to better manage the transfer of energies after some impacts.



ADAPTABILITY

INTEGRATED COMPATIBILITY w/ EJECT® SYSTEM

In the case of a crash, this design helps first responders gently remove helmet from a rider's head, reducing the potential for secondary injuries.



MAGNEFUSION™ MAGNETIC CHEEKPADS

Integrated cheekpad system makes it easy to remove cheekpads after a crash or swap them out for cleaning and drying.



WRAPAROUND PROTECTION™

Removable protective chin bar, designed for trail riding adaptability. Attaches with a simple 3-step connection process—no tools required.



⚠️ WARNING: All chin bars have limits, and serious injury or death can occur. Read owner's manual carefully before using your helmet.

AIR FLOW

ACTIVE AERO™ / ACTIVE AIR™

Integrated slider button opens and closes vents, giving rider the ability to regulate airflow/temperature and aero efficiency.



OVERBROW VENTILATION™

Intake ports on the brow of the helmet usher in cool air and push it through the air-channel matrix for full-head ventilation.



VELOCITY FLOW VENTILATION™

Originally developed for moto use, this ventilation system in the Full-9 and Transfer-9 pulls air through the internal venting system to help keep the rider cool and dry.

VISORS

BLADE VISOR™

Integrated visor shields rider from the elements, delivering style, functionality and a simple horizontal I-beam pin attachment.

BLADE PLUS VISOR™

Integrated visor shields rider from the elements with style, functionality, a simple attachment, and a perch for Blackburn Flea front light.

FLYING BRIDGE VISOR™

Originally developed for moto use, this visor for Full-9 and Transfer-9 uses side-mounted adjusting screws that are easy to adjust, even while wearing gloves.

GOGGLEGUIDE™ ADJUSTABLE VISOR

Adjustable visor accommodates both goggles and glasses.



VARIABLE POSITION VISOR™ (VPV)

Embedded clutch mechanism provides 15 degrees of adjustment so you can easily position visor at desired angle with a simple up or down tug.

FIT AND RETENTION SYSTEMS

ACTION FIT™

Designed for street and skate helmets, this streamlined fit system offers an adjustable, secure fit with the turn of a dial.

CAM-LOCK™ LEVERS

Quick and easy strap adjustment around the ears. Just open the cam, position the straps comfortably, and close the cam.

CINCH GUIDE™

Fixed-position strap design with a side-to-side adjuster piece lets you set positioning one time for a comfortable fit and less hassle.

ERGO FIT™

What was once ErgoDial now has an improved dial feel and function (no longer requires a push to turn) and is more sleek and less bulky.



FLOAT FIT™

Minimalist, lightweight fit system with an easy-to-turn rubber overmolded dial for adjustments.



FLOAT FIT RACE™

State-of-the-art lightweight fit system that features an easy-to-turn dial, wide-range vertical adjustment and padded width-adjustable cradles.



NO-TWIST TRI-GLIDES™

Quick-adjust fasteners help keep straps flat and properly positioned.



PINCHGUARD™ BUCKLE

A specially designed buckle for kids' helmets that prevents pinching.

SPEED DIAL™

Designed for helmets featuring lower coverage in the rear, this easily accessible fit system offers a precise fit with the simple twist of a dial.

STAR PRO FLOAT FIT™

A high-performance fit system that minimizes weight and simplifies adjustment with "float design" arms that cradle the occipital lobe on the back of the head.

OTHER TECHNOLOGIES

BREAKAWAY SCREWS

Used to attach the visor to the helmet, these screws are designed to break off under high-velocity impacts to avoid visor snag.

INTEGRATED BREAKAWAY CAMERA MOUNT

Seamless camera mount, requiring no zip ties or tape, is engineered to "break away" upon impact to reduce the risk of injury.



INTEGRATED REFLECTIVITY

Durable reflective coating process applied to large areas of the helmet shell for incredible low light visibility.



SOUNDTRAX™ SPEAKER SYSTEM

Built-in speaker pockets and audio cable routing offers integrated solution for syncing up to your device.



SWEAT GUIDE™

Sweat Guide pad design pulls moisture away from the brow pad and away from eyewear.

X-STATIC® AND XT-2® PADDING

Quick-drying pad materials, woven with real silver fibers, inhibit growth of odor-causing bacteria and fungi.



IN-STORE POP



- ① **ROLLING DISPLAY**
 - 76"H x 31"W x 30"D
 - Durable steel and wood construction
 - Easily accommodates 21 helmets on holders plus one hero helmet on shelf
 - Designed to work with current Bell helmet holders and shelf talkers
 - Interchangeable graphics available for framed panels
 - Includes removable side mirror
- ② **CARDSTOCK TRIPTYCHS**
 - 15"H x 19"W (flat)
 - Hangs on slatwall or pegboard
 - Hardware included
 - Easy-to-follow instructions printed on back
 - 2017 versions available Fall 2016
- ③ **BELL HELMET HOLDERS**
 - Slat wall helmet holder
 - Holds all Bell helmets
 - Bell Logo on face
 - Made to accommodate shelf talkers
 - Packaged in sets of six
- ④ **BELL METAL TACKER SIGN**
 - 28"H x 48"W
 - Metal diecut with 4 mounting holes
- ⑤ **BELL LOGO BANNER**
 - 28"H x 48"W
 - Vinyl with 4 corner grommets
- ⑥ **BELL SHELF TALKERS**
 - Designed to slide into Bell helmet holders
 - Graphics updated yearly

LINE OVERVIEW

ROAD

ZEPHYR



STRATUS



STRATUS Joy Ride




JAVELIN



OVERDRIVE



ENDEAVOR Joy Ride



EVENT



SOUL Joy Ride



MOUNTAIN

SUPER 3R



SUPER 3




SUPER 3R Joy Ride



SUPER 3 Joy Ride



CATALYST



RUSH Joy Ride



STOKER



EVENT XC



SEQUENCE



SLANT



FULL-FACE

FULL-9



SANCTION



BMX/SKATE

FULL FLEX



LOCAL



COMMUTER

ANNEX SHIELD



ANNEX

HUB




MUNI




ACTIVE LIFESTYLE

TRAVERSE



DRAFT



COAST Joy Ride



TEMPO Joy Ride




TRACKER



YOUTH

SIDETRACK (YOUTH & CHILD)



SPAN



BELLINO





Product Photography:

Josh Sawyer

Lifestyle & Athlete Photography:

Josh Sawyer, Brian Vernor, Paris Gore, Dave Trumpore, Sven Martin, Graham Watson, Kristof Ramon, Bo Bridges, Caleb Smith, Jason Kenworthy, Julio Boostamonte / State Bicycle Co.



© 2016 Bell Sports, Inc. All rights reserved. Bell Helmets may be protected under one or more Patents. For more information, visit www.bellhelmets.com. Action Fit, Active Aero, Active Air, Annex, Bell, Bellino, Blade Visor, Blade Plus Visor, Block, Cam-Lock, Catalyst, Cinch Guide, Coast, Composite Construction, Division, Double-Walled Construction, Draft, Durable & Resilient EPP, Endeavor, Ergo Fit, ErgoDial, Event, Event XC, Flip Mirror, Float Fit, Float Fit Race, Flying Bridge Visor, FormFit, Full Flex, Full-9, Fusion In-Mold, GoggleGuide, Hub, Javelin, Joy Ride, Local, Microshell, Moto-8, Moto-9, Muni, No-Twist Tri-Glide, Overbrow Ventilation, Overdrive, PinchGuard, Progressive Layering, Ramble, Rush, Sanction, Sequence, Slant, Soul, Soundtrax, Span, Speed Dial, Star Pro, Stoker, Stratus, Super 2, Super 2R, Super 3, Super 3R, Tempo, Tracker, Transfer-9, Traverse, Variable Position Visor, Velocity Flow Ventilation, Wraparound Protection, and Zephyr are trademarks of Bell Sports, Inc. Star Wars, Lucasfilm, Transitions, MIPS, Eject, GoPro, X-Static, and XT-2 are trademarks of their respective owners.



BELL SPORTS, INC.

5550 Scotts Valley Drive, Scotts Valley, CA 95066
831-461-7500

Dealer Sales Tel. 800-776-5677

Dealer Sales Fax. 800-888-9009

Online Dealer Support: actionsports-dealersupport.com

SALES AND CUSTOMER SERVICE—AMERICAS/PACIFIC RIM

1001 Innovation Road, Rantoul, IL 61866

Credit Team Tel. 866-525-2357

Consumer Hotline Tel. 800-456-2355

SALES AND CUSTOMER SERVICE—EUROPE

River House, St. Mary's Road, Newcastle West, County Limerick Ireland

Tel. +353-69-61544 | Fax. +353-69-61550

