

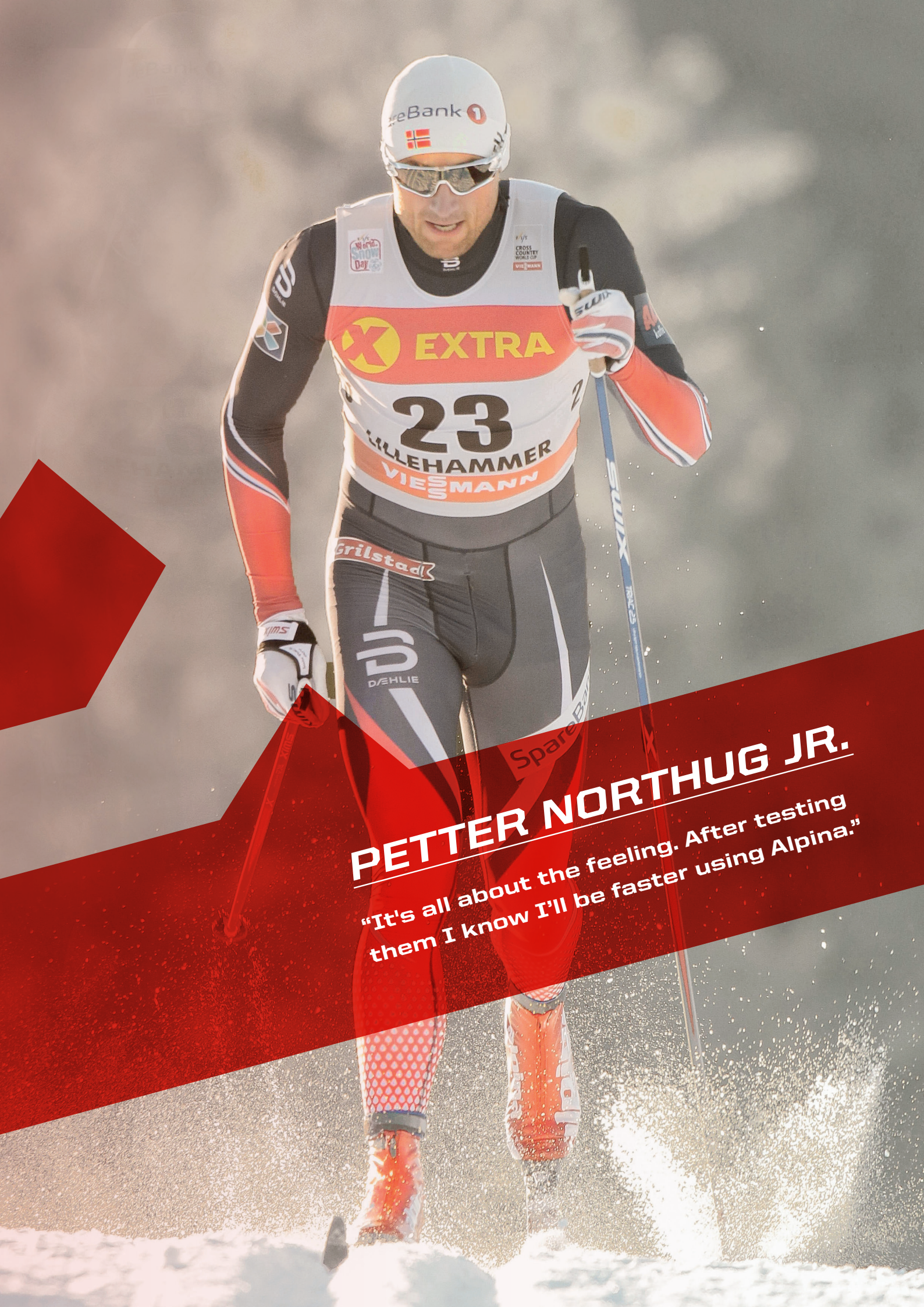
www.alpinasports.com

NORDIC 17-18



**THE FASTEST
CHOICE**





PETTER NORTHUG JR.

“It’s all about the feeling. After testing them I know I’ll be faster using Alpina.”

WINNING AS A LIFESTYLE
 WINNING ERA WITH ALPINA ELITE
 NORDIC BOOTS

BIATHLON:

AUSTRIA
 Dominik Landertinger

BELARUS
 Nastassia Dubarezava
 Iryna Kryuko

CZECH REPUBLIC
 Gabriela Koukalova
 Lucie Charvatova
 Ondrej Moravec
 Tomas Vojtek
 Adam Vaclavik
 Ondrej Hosek
 Jan Burian

ITALY
 Thomas Bormolini
 Irene Lardschneider

KAZAKHSTAN
 Darya Usanova
 Alina Raikova
 Yan Savitsky

NORWAY
 Erland Bjoentegaard

POLAND
 Monika Hojnisz
 Weronika Nowakowska-Ziemniak
 Magdalena Gwizdon
 Krystyna Guzik
 Krzysztof Pływaczyk

RUSSIA
 Alexey Volkov
 Timofey Lapshin
 Anna Nikulina
 Valentina Teletsyna
 Daria Virolainen
 Svetlana Sleptsova
 Anastasia Zagoruiko
 Nikolai Mateev

SWEDEN
 Torestein Stenersen
 Ted Armgren
 Peppe Fleming
 Mona Brorsson
 Linn Persson
 Emma Nilsson

SWITZERLAND
 Benjamin Weger
 Flurina Volken

SLOVAKIA
 Michal Kubaliak

SLOVENIA
 Jakov Fak
 Teja Gregorin
 Klemen Bauer
 Anja Erzen

UKRAINE
 Serhiy Semenov
 Olga Abramova
 Iana Bonder
 Oleksander Zhyrny
 Vitali Kilchytsky

IBU WORLD CHAMPIONSHIP - OSLO 2016:

- 1x **S** | **DOMINIK LANDERTINGER (AUT)**
- 1x **B** | **SERHIY SEMENOV (UKR)**

WORLD CUP 2015/2016

- 2x **G** | 4x **S** | 4x **B** | **MEN**
- 6x **G** | 8x **S** | 7x **B** | **WOMEN**

2015/16 IBU WORLD CUP
CRYSTAL GLOBE WINNER

Johan Olsson
 Justina Kowalczyk
 Finn Haagen Krogh
 Jakov Fak
 Serhiy Semenov
 Vassna Fabjan
 Niclas Dyrhaug
 Ondrej Moravec
 Krystyna Guzik

Stina Nilsson

Marcus Hellner

Teja Gregorin

Charlotte Kalla

Domnik Landerthinger

Eirik Brandsdal

Anders Gloebersen

Maxim Vylegzhanin

Lukas Bauer

Gabriela Koukalova

NORDIC:

BELARUS

Yulia Tikhonova

CANADA

Devon Kershaw

CHINA

Sun Qinghai

CZECH REPUBLIC

Eva Nyvitova
Lukas Bauer
Petr Knop
Sandra Schutzoza
Katerina Smutna

ESTONIA

Peeter Kummel

FILAND

Mona-Lisa Nousiainen
Ville Nousiainen
Ari Luusua

GERMANY

Steffi Böhler
Nicole Fessel
Jonas Dobler
Thomas Wick
Florian Notz
Tim Tscharnke

ITALY

Iliara Debortolis
Gaia Vuerich
Simon Urbani
Giorgio Di Centa

JAPAN

Yuki Kobayashi

KAZAHSTAN

Alexey Poltaranin

NORWAY

Petter Northug Jr.
Ragnhild Haga
Eirik Brandsdal
Niklas Dyrhaug
Anders Gloebersen
Finn Haagen Krogh

SLOVENIA

Vesna Fabjan
Alenka Cebasek
Nika Razinger

POLAND

Justyna Kowalczyk

RUSSIA

Maxim Vylegzhanin
Natalia Zhukova
Polina Kalsina
Artem Maltsev
Evgeniy Belov
Dmitriy Japarov
Alexander Bessmertnykh
Yulia Romanova
Ili Semikov
Natalia Matveeva
Evgenia Shapovalova
Anastasia Dotsenko

SWEDEN

Charlotte Kalla
Emma Wiken
Stina Nilsson
Maria Rydqvist
Sofia Henriksson
Sara Lindborg
Marcus Hellner
Johan Olsson
Hana Falk
Jonna Sundling

SWITZERLAND

Ueli Schneider
Linard Kindschi
Fabiana Wieser

USA

Andrew Newell

WORLD CUP 2015/2016

MEN	6x G	11x S	9x B
WOMEN	3x G	5x S	5x B

ELITE 2.0

ULTRA LIGHT CARBON CONSTRUCTION,
ULTRA HIGH PERFORMANCE

The world's lightest,
most responsive ski
boots are changing the
way we ski - and win.



TORSIONAL STABILITY

ESK 2.0

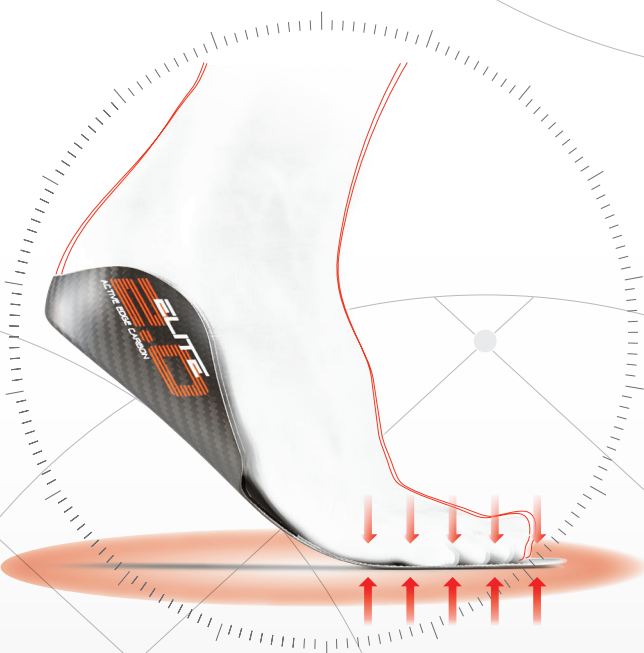
The single-piece all-carbon anatomic 'Active Edge' skate chassis features extremely light, 'hard' sole flex and delivers superior lateral responsiveness and maximum longitudinal stiffness and stability. Carbon cuff-to-heel counter hinge construction delivers ultralight, maximal stiffness, minimal rotational hinge friction and optimal ankle fit.

ACTIVE EDGE

Active Edge consists of a special sandwich of inner and outer carbon textile layers combined around a rubber mid-layer for maximum chassis adaptability to various types of heels and heel shapes together with maximum power and total control.


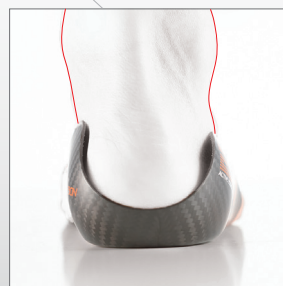
FREE HEEL

Free Heel construction virtually eliminates heel stress, providing the skier maximum comfort.



ECL 2.0

An extremely light anatomic, single-piece carbon chassis with pliable sole flex and adaptable heel pocket delivers maximum longitudinal stability and superior responsiveness and power transmission. As a result the skier maintains correct body posture and effective equilibrium body position while running.



5142-1; 5142-7*
ESK 2.0

size run
35-50; 35½-49½*
color
Red/Black/White
binding
NNN Xcelerator skate
fit
race
flex
stiff

- Ⓜ FULL CARBON
- Ⓜ SKATE ACTIVE EDGE WITH ALPINA SSR SKATE SOLE
- ⊗ 45°
- Ⓜ PVC
- Ⓜ ELASTIC INSERT
- Ⓜ ANATOMIC FOOTBED

5145-1; 5145-7*
ECL 2.0

size run
35-50; 35½-49½*
color
Red/Black/White
binding
NNN xcelerator classic
fit
race
flex
soft

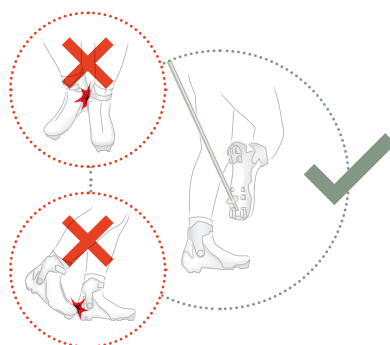
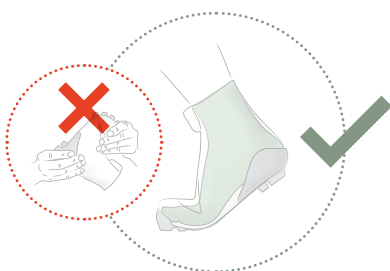
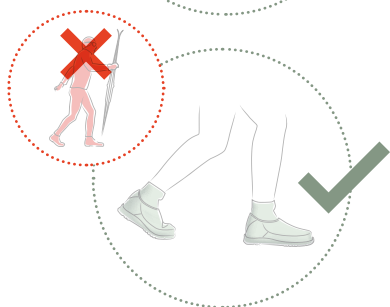

- Ⓜ CLASSIC ACTIVE EDGE WITH ALPINA SSR CLASSIC SOLE
- Ⓜ PVC
- Ⓜ ANATOMIC FOOTBED



elite » competition » racing » action » touring » backcountry » junior » rental » overboots » winter trekking » rollerski boots » skis&poles
CHOICE OF CHAMPIONS
ELITE 2.0



5168-1K
OW 2.0
size run
36-48



1

FOR SKIING ONLY

This boot was designed to be the ultimate XC racing ski boot. • The boot is designed for maximum skiing performance. • We use carbon parts, which have been shaped to create the perfect balance between performance and fit. • Carbon adds stiffness and support where it's most needed, and is extremely lightweight – but needs special care, particularly when not out on the trails.

2

WHEN NOT ON THE TRAIL, ALWAYS USE OVERSHOES

Always use the boots together with the overshoes when not skiing. • Direct contact with concrete, asphalt, ice, sand, rock, stairs and any sharp objects can damage, even break the carbon outsole.

3

DO NOT BEND OR TWIST THE BOOT BY HAND

Never bend or twist the boots by hand. • Extreme bending or twisting of an empty boot (as shown in the figure) can result in damage, even breakage of the carbon elements. • Always put the boot on to get a feel for its remarkable flex characteristics.

4

DO NOT KNOCK THE BOOTS TOGETHER

Before stepping into the ski binding, clean the carbon sole carefully, by hand. • Similarly, clean the snow and dirt from the sole cleats by hand or with a ski pole. • Do not tap or knock the boots against each other or any other hard or sharp surfaces.

5

TRANSPORT BOOTS WITH CARE

During transport, always make sure not to place heavy bags or other heavy objects on top of the boots. • This could damage the carbon cuff or the carbon outsole.

HELPFUL HINTS FOR PROPER USE AND CARE

TREAT YOUR BOOTS WITH CARE | Clean boots with a soft, moist cloth or soft brush and water. • Never use chemical cleaning agents nor wash in a machine.

FOR LONGER PRODUCT LIFE | Boots should be cleaned on a regular basis. • Boots should be dried after each use to prevent the build-up of odours.

DRYING THE BOOTS | Dry at room temperature, without the aid of an external heat source. • Stuff boots with old newsprint; place at a safe distance from a mild source of heat – never in direct contact with any heat source; remove wet newsprint and repeat.




THE LAST IS FIRST A TRADITION OF CRAFTING WINNING BOOT SOLUTIONS

Alpina knows feet – and footwear. It's been in the sport and outdoor footwear business for more than 70 years. Anyone who knows feet and specialty footwear knows a good last is integral to the design and manufacture of a good boot. Today, digital technology enables scanning of a large cross-section of foot types, profiling

metatarsal volume and width, heel volume and curvature, ankle bone position, instep height, size, curvature and more. Only from a good last can a good boot be crafted. One that delivers strength and support, flex, feel and comfort, lateral and longitudinal torsional stability – to both mimic and maximise the body's natural

movement. As a result, Alpina develops lasts for every type and category of boot individually, according to the very specific functional requirements of each – to deliver a truly winning ski experience, for everyone.



1947

1969

1985

TODAY

ANATOMY OF INNOVATION

ONE-PIECE CHASSIS



CLASSIC ACTIVE EDGE WITH ALPINA SSR CLASSIC SOLE
 Extremely light anatomic and ergonomic carbon-made Active Edge & soft flex chassis construction with directly integrated TPU-made NNN compatible toe & heel plate. One-piece chassis construction provides maximum longitudinal stiffness and stability, superior responsiveness and power transmission by the foot to the ski, with free heel & adaptable heel pocket construction for minimum heel stress and optimal fit.



SKATE ACTIVE EDGE WITH ALPINA SSR SKATE SOLE
 Extremely light anatomic and ergonomic carbon-made Active Edge & hard flex single-piece chassis construction with integrated TPU-made NNN compatible toe & heel plate. Chassis provides maximum longitudinal stiffness and lateral stability, superior responsiveness and power transmission by the foot to the ski, with adaptable heel pocket for optimal foot and ankle fit.

SOLES

All Alpinia XC boot soles are NNN compatible. Sole type and construction are chosen individually for each boot based on boot features and functional requirements.



NNN XCELERATOR
 Top racing sole with neutral foot position provides more direct power transmission; light, with optimised flex and torsional stiffness; different hardnesses for skate and classic shoes; PEBAx-made.



NNN R3
 First generation racing sole; still offers similar technical & functional characteristics as other, newer soles; with neutral foot position and different hardnesses for skate and classic shoes; TPU-made.



NNN T4
NNN T3
 TPU-made sole with good power transmission, softer, more comfortable flex and good walkability.



NNN BC
 Sole with optimum support in difficult terrain; reliable walking thanks to non-slip profile.



VIBRAM 75MM
 Standard Vibram 75 mm sole; provides excellent support in difficult terrain; non-slip profile with specially made rubber mixture.

HEEL COUNTERS



FULL CARBON ACTIVE EDGE
 Extremely light. Improves the torsional stability of the boot and provides excellent grip and foothold in the heel. With its Active Edge construction adapts to various types of heel and heel shapes.



CARBON + TPU
 Carbon stabilizer provides torsional and heel counter stability inside and out; in combination with TPU adapts to various types of heel shape. All combine to deliver excellent grip and foothold.



TPU
 The TPU heel counter provides good grip, stable foothold in the heel, prevents heel movement, and adapts to various foot shapes and heel volumes.

HEEL FIT ADJUSTEMENT



Simply use the control handle to adjust the boot heel shape, which allows individual adjustment of the heel grip between the shoe and the heel, providing more comfort while running.

FLEX



SOFT



MEDIUM

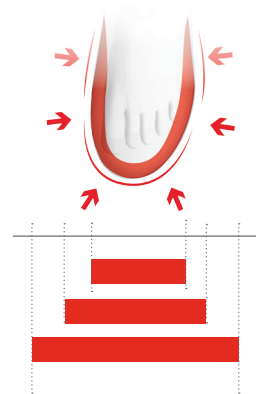


STIFF

The skate technique demands a hard flex sole, while the classic technique requires soft flex sole characteristics in the shoes metatarsal area. The Skate design also employs stiff flex component parts and materials, while both the Classic and Combi type shoe design employ specifically soft flex component parts and materials that deliver maximum power and control. Back Country employs a medium flex sole and components to deliver a more flexible, accommodating ski experience.

INNER SHOE

FIT



The design and shape of the internal 'soft' part of the shoe provides optimum grip, the narrow Race cut to the wider Comfort fit; the range is rounded out with the medium Dynamic fit that falls between the two extremes. All fit configurations take into consideration higher and lower variations in foot form.

RACE

DYNAMIC

COMFORT



CUFFS

The skating technique requires more lateral ankle support for improved performance. So the boot has an externally fixed cuff, which provides rigidity and lateral stability to the ankle, to gain better responsiveness with optimal grip. Cuffs are made of carbon (which are extremely lightweight) or plastic. All are anatomically and ergonomically designed, employ a "Velcro" power strap (some with EVA-padding) and are attached to the heel counter with rivets or screws.

FULL CARBON

The anatomic full carbon cuff is extremely light and delivers maximal stiffness and superior lateral responsiveness. EVA-padding delivers superior comfort, while the power strap ensures optimal ankle fit and adjustable ankle grip.

CARBON

A light anatomic carbon cuff delivering exceptional stiffness, lateral stability and responsiveness. Equipped with a power strap for optimal ankle fit, superior comfort and adjustable ankle grip.

TPU SKATE

Thermoplastic polyurethane provides good stiffness and lateral stability, while the power strap provides superior comfort and adjustable ankle grip.

TPU COMBI

The COMBI boot is designed for the classic technique. It has a softer flex sole, and is equipped with a cuff that provides less experienced skiers with more lateral support and stability to the ankle, and can be adjusted to the desired level of comfort.



LACING

45°

A braid angle of 45° relative to the longitudinal direction of the shoe improves the torsional stability of the soft part of the shoe. This ensures a tight fit between the shoe and the foot in the rotation phase of the shoe toward the inner side when skiing the skating technique.



ANATOMIC FOOTBED

Insole contributes significantly to the vertical stability of the foot, providing a high level of comfort and improves the thermal insulation of the shoe.



GAITERS

One-piece seamless gaiters cover the shoe and lower leg completely. Gaiters are water-tight, with a water-tight zipper and elastic, and protect against cold, water, moisture and snow. And the boot instep is adaptable to different foot shapes.

PVC

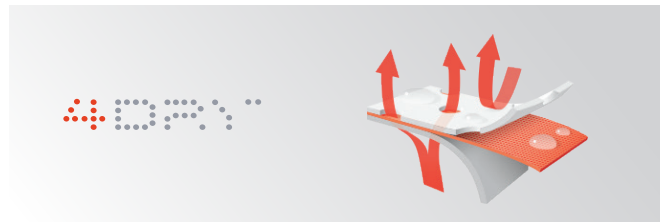


NEOPRENE

PVC is strong and lightweight, soft and flexible, and highly durable, while neoprene maintains good flexibility over a wide temperature range and offers good insulation against both wet and cold.

4DRY PVC

4DRY WEAVE

4DRY PVC with its perforated PVC construction and 4DRY WEAVE with its woven textile configuration makes the boot water impermeable and allows it to breathe. Water vapour passes out of the boot, so the boot interior stays warm and dry for maximum comfort.



ELASTIC INSERT

For gaiter adaptability to various lower leg shapes.



MATERIALS



ALPITEX MEMBRANE

The Alpitex membrane provides additional protection against water and moisture, which increases comfort, even in more extreme weather conditions



THINSULATE INSULATION

"Thinsulate" insulation provides up to twice as much thermal shoe insulation. Even under extremely cold and high-humidity conditions it provides the foot with maximum thermal comfort.

ELITE PRO

CHOICE OF CHAMPIONS

elite » competition » racing » action » touring » backcountry » junior » rental » overboots » winter trekking » rollerski boots » skis&poles

5164-1; 5164-7* ESK PRO

size run
35-50; 35½-49½*
color
Red/Black/White
binding
NNN Xcelerator
fit
race
flex
stiff

- CARBON
- CARBON + TPU
- NNN XCELERATOR
- 45°
- PVC
- ELASTIC INSERT
- ANATOMIC FOOTBED



5070-2; 5070-8* ECL PRO

size run
35-50; 35½-49½*
color
Red/Black/White
binding
NNN Xcelerator
fit
race
flex
soft

- TPU
- NNN XCELERATOR
- PVC
- ANATOMIC FOOTBED



5165-1; 5165-7* ED PRO

size run
35-50; 35½-49½*
color
Red/Black/White
binding
NNN Xcelerator
fit
race
flex
soft

- CARBON
- CARBON + TPU
- NNN XCELERATOR
- 45°
- PVC
- ELASTIC INSERT
- ANATOMIC FOOTBED



5116-2; 5116-8* ECL PRO MARATHON

size run
36-47; 36,5-46,5*
color
Red/Black/White
binding
NNN Xcelerator
fit
race
flex
soft

- CARBON + TPU
- NNN XCELERATOR
- 45°
- PVC
- ANATOMIC FOOTBED

Thinsulate
INSULATION



5111-1; 5111-7* ECL PRO PLUS

size run
35-50; 35½-49½*
color
Red/Black/White
binding
NNN Xcelerator
fit
race
flex
soft

- FULL CARBON ACTIVE EDGE
- NNN XCELERATOR
- PVC
- ANATOMIC FOOTBED



5138-2
CCL
size run
35-49
color
Red/Black/White
binding
NNN Xcelerator
fit
dynamic
flex
soft

-  TPU
-  NNN XCELERATOR
-  4 DRY PVC
-  ELASTIC INSERT
-  ANATOMIC FOOTBED

Thinsulate
INSULATION


5137-2
CSK
size run
35-49
color
Red/Black/White
binding
NNN Xcelerator
fit
dynamic
flex
stiff

-  CARBON
-  CARBON + TPU
-  NNN XCELERATOR
-  45°
-  4 DRY PVC
-  ELASTIC INSERT
-  ANATOMIC FOOTBED

Thinsulate
INSULATION


5139-2
CCL PLUS
size run
36-47
color
Red/Black/White
binding
NNN Xcelerator
fit
dynamic
flex
soft

-  CARBON + TPU
-  NNN XCELERATOR
-  4 DRY PVC
-  ELASTIC INSERT
-  ANATOMIC FOOTBED

Thinsulate
INSULATION




BREATHE DEEPLY

Now Alpina's exclusive high-end 4-DRY technology comes to the Racing line, striking the optimal balance between performance and comfort. The new 4-DRY brings improved water resistance, while the boot breathes better, wicks moisture away and dries faster.









**5162-1
RCL**
size run
35-50
color
Red/White/Black
binding
NNN Xcelerator classic
fit
dynamic
flex
soft

-  TPU
-  NNN R3 PU
-  HEEL FIT ADJ.
-  4 DRY WEAVE
-  ELASTIC INSERT
-  ANATOMIC FOOTBED

Thinsulate
INSULATION







**5157-1
RSK**
size run
35-48
color
Red/White/Black
binding
NNN Xcelerator skate
fit
dynamic
flex
stiff

-  TPU SKATE
-  TPU
-  NNN R3 PU
-  HEEL FIT ADJ.
-  4 DRY WEAVE
-  ELASTIC INSERT
-  ANATOMIC FOOTBED

Thinsulate
INSULATION






**5551-1
RCL EVE**
size run
35-42
color
Red/White/Black
binding
NNN Xcelerator classic
fit
dynamic
flex
soft

-  TPU
-  NNN R3 PU
-  HEEL FIT ADJ.
-  4 DRY WEAVE
-  ELASTIC INSERT
-  ANATOMIC FOOTBED
-  WOMEN

Thinsulate
INSULATION




**5167-1
R COMBI**
size run
35-48
color
Red/White/Black
binding
NNN Xcelerator classic
fit
dynamic
flex
soft

-  TPU COMBI
-  TPU
-  NNN R3 PU
-  HEEL FIT ADJ.
-  4 DRY WEAVE
-  ELASTIC INSERT
-  ANATOMIC FOOTBED

Thinsulate
INSULATION




elite » competition » racing » action » touring » backcountry » junior » rental » overboots » winter trekking » rollerski boots » skis&poles
RACING STEP IT UP

ACTION

ALL WIDE OPEN

elite » competition » racing » action » touring » backcountry » junior » rental » overboots » winter trekking » rollerski boots » skis&poles

5172-1 ACL

size run
35-50

color
Black/Red/White

binding
NNN Xcelerator classic

fit
comfort

flex
soft

- Ⓟ TPU
- Ⓢ NNN R3 PU
- Ⓢ HEEL FIT ADJ.
- Ⓢ PVC
- Ⓢ ANATOMIC FOOTBED
- Ⓢ ELASTIC INSERT

Thinsulate
INSULATION



5177-1 ASK

size run
35-50

color
Black/Red/White

binding
NNN Xcelerator skate

fit
comfort

flex
stiff

- Ⓟ TPU SKATE
- Ⓢ TPU
- Ⓢ NNN R3 PU
- Ⓢ HEEL FIT ADJ.
- Ⓢ PVC
- Ⓢ ANATOMIC FOOTBED
- Ⓢ ELASTIC INSERT

Thinsulate
INSULATION



5179-1 A COMBI

size run
35-50

color
Black/Red/White

binding
NNN Xcelerator classic

fit
comfort

flex
soft

- Ⓟ TPU COMBI
- Ⓢ TPU
- Ⓢ NNN R3 PU
- Ⓢ HEEL FIT ADJ.
- Ⓢ PVC
- Ⓢ ANATOMIC FOOTBED
- Ⓢ ELASTIC INSERT

Thinsulate
INSULATION



5553-1 ACL EVE

size run
35-42

color
Black/Blue/White

binding
NNN Xcelerator classic

fit
comfort

flex
soft

- Ⓟ TPU
- Ⓢ NNN R3 PU
- Ⓢ HEEL FIT ADJ.
- Ⓢ PVC
- Ⓢ ANATOMIC FOOTBED
- Ⓢ ELASTIC INSERT
- ♀ WOMEN

Thinsulate
INSULATION



5555-1 ASK EVE

size run
35-42

color
Black/Blue/White

binding
NNN Xcelerator skate

fit
comfort

flex
stiff

- Ⓟ TPU
- Ⓢ NNN R3 PU
- Ⓢ HEEL FIT ADJ.
- Ⓢ PVC
- Ⓢ ANATOMIC FOOTBED
- Ⓢ ELASTIC INSERT
- ♀ WOMEN

Thinsulate
INSULATION



5554-1 A COMBI EVE

size run
35-42

color
Black/Blue/White

binding
NNN Xcelerator classic

fit
comfort

flex
soft

- Ⓟ TPU
- Ⓢ NNN R3 PU
- Ⓢ HEEL FIT ADJ.
- Ⓢ PVC
- Ⓢ ANATOMIC FOOTBED
- Ⓢ ELASTIC INSERT
- ♀ WOMEN

Thinsulate
INSULATION





NEW HORIZONS, NO LIMITS

TOURING

EXPLORE

elite » competition » racing » action » touring » backcountry » junior » rental » overboots » winter trekking » rollerski boots » skis&poles

5078-2K T 40

size run
35-49
color
Black/Silver/Red
binding
NNN Touring auto
fit
comfort
flex
stiff

- TPU SKATE
- TPU
- NNN T3
- PVC
- ANATOMIC FOOTBED
- ELASTIC INSERT

Thinsulate
INSULATION



5079-2K T 30

size run
35-49
color
Black/Silver/Red
binding
NNN Xcelerator skate
fit
comfort
flex
soft

- TPU COMBI
- TPU
- NNN T3
- PVC
- ANATOMIC FOOTBED
- ELASTIC INSERT

Thinsulate
INSULATION



5080-2K T 20

size run
35-50
color
Black/Silver/Red
binding
NNN Xcelerator classic
fit
comfort
flex
soft

- TPU
- NNN T3
- PVC
- ANATOMIC FOOTBED
- ELASTIC INSERT

Thinsulate
INSULATION



5523-2K T 30 EVE

size run
35-42
color
Black/Blue/White
binding
NNN Xcelerator skate
fit
comfort
flex
soft

- TPU COMBI
- TPU
- NNN T3
- PVC
- ANATOMIC FOOTBED
- ELASTIC INSERT
- WOMEN

Thinsulate
INSULATION



5520-2K T 20 EVE

size run
35-45
color
Black/Blue/White
binding
NNN Xcelerator classic
fit
comfort
flex
soft

- TPU
- NNN T3
- PVC
- ANATOMIC FOOTBED
- ELASTIC INSERT
- WOMEN

Thinsulate
INSULATION



**5004-3K
T 10**
size run
35-50
color
Black/Silver/Red
binding
NNN T3 auto
fit
comfort
flex
soft

-  NNN T4
-  NEOPREN
-  ANATOMIC FOOTBED

Thinsulate
INSULATION



**50A8-2K
T 5 PLUS**
size run
35-50
color
Black/Silver/Red
binding
NNN T3 auto
fit
comfort
flex
soft

-  NNN T4
-  PVC
-  ANATOMIC FOOTBED

Thinsulate
INSULATION



**5076-1K
T 5**
size run
35-50
color
Black/Silver/Red
binding
NNN T3 auto
fit
comfort
flex
soft

-  NNN T4
-  ANATOMIC FOOTBED

Thinsulate
INSULATION



**5624-3K
T 10 EVE**
size run
35-42
color
Black/Blue/White
binding
NNN T3 auto
fit
comfort
flex
soft

-  NNN T4
-  NEOPREN
-  ANATOMIC FOOTBED
-  WOMEN

Thinsulate
INSULATION



**56A2-4K
T 5 EVE PLUS**
size run
35-42
color
Black/Blue/White
binding
NNN T3 auto
fit
comfort
flex
soft

-  NNN T4
-  PVC
-  ANATOMIC FOOTBED
-  WOMEN

Thinsulate
INSULATION



**5518-2K
T 5 EVE**
size run
35-42
color
Black/Blue/White
binding
NNN T3 auto
fit
comfort
flex
soft

-  NNN T4
-  ANATOMIC FOOTBED
-  WOMEN

Thinsulate
INSULATION



Alpina's BackCountry Alaska Heat features the exclusive **InTemp** control system, a fully integrated heating system designed to keep your feet warm and comfortable, all day (and all night), no matter the weather. It's smart, easy to use and highly effective. Feet are optimally warmed, and charging the fully integrated system is surprisingly simple. Stay on the right track, with InTemp.

SKI STRONG STAY WARM



ALASKA HEAT

**5006-2
ALASKA**

size run
36-47

color
Red/Black

binding
NNN BC

fit
comfort

flex
medium

 NNN BC III

 NATURAL LEATHER

 ANATOMIC FOOTBED

Thinsulate
INSULATION
ALPITEX
FOOTBED

**5008-2
ALASKA 75**

size run
36-47

color
Red/Black

binding
NNN Xcelerator skate

fit
comfort

flex
medium

 75 MM VIBRAM

 NATURAL LEATHER

 ANATOMIC FOOTBED

Thinsulate
INSULATION
ALPITEX
FOOTBED

**5171-1
ALASKA
HEAT**

size run
40-47

color
Red/Black

binding
NNN BC

fit
comfort

flex
medium

 NNN BC III

 NATURAL LEATHER

 ANATOMIC FOOTBED

Thinsulate
INSULATION
ALPITEX
FOOTBED

 InTemp
COLLECTOR



**5183-1
BC 1600**

size run
35-49

color
Black

binding
NNN BC

fit
comfort

flex
medium

-  NNN BC III
-  ANATOMIC FOOTBED
-  NATURAL LEATHER

Thinsulate
INSULATION
ALPITEX



**5119-1
WYOMING**

size run
35-49

color
Black/red

binding
NNN BC

fit
comfort

flex
medium

-  NNN BC III
-  ANATOMIC FOOTBED
-  NATURAL LEATHER

Thinsulate
INSULATION



**5009-1
MONTANA**

size run
35-49

color
Black/Tan

binding
NNN BC

fit
comfort

flex
medium

-  NNN BC III
-  ANATOMIC FOOTBED

Thinsulate
INSULATION



**5550-1
MONTANA
EVE**

size run
35-42

color
Black/Tan

binding
NNN BC

fit
comfort

flex
medium

-  NNN BC III
-  ANATOMIC FOOTBED
-  WOMEN

Thinsulate
INSULATION



**5170-1
OUTLANDER**

size run
36-49
color
Black/Red
binding
NNN Xcelerator classic
fit
comfort
flex
medium

- TPU COMBI
- TPU
- NNN BC III
- NEOPREN
- ANATOMIC FOOTBED

Thinsulate
INSULATION
ALPITEX
MEMBRANE



**5253-1
BC 1550**

size run
36-49
color
Charcoal/Silver
binding
NNN Xcelerator skate
fit
comfort
flex
medium

- TPU COMBI
- TPU
- NNN BC III
- ANATOMIC FOOTBED

Thinsulate
INSULATION



**5256-1
BC 1575**

size run
36-48
color
Charcoal/Silver
binding
NNN Xcelerator classic
fit
comfort
flex
medium

- TPU COMBI
- TPU
- VIBRAM 75 MM
- ANATOMIC FOOTBED

Thinsulate
INSULATION



**5549-1
OUTLANDER EVE**

size run
35-42
color
Black/Blue
binding
NNN Xcelerator classic
fit
comfort
flex
medium

- TPU COMBI
- TPU
- NNN BC III
- NEOPREN
- ANATOMIC FOOTBED
- WOMEN

Thinsulate
INSULATION
ALPITEX
MEMBRANE



**5667-2
BC 1550 EVE**

size run
35-42
color
Blue/Silver
binding
NNN Xcelerator skate
fit
comfort
flex
medium

- TPU COMBI
- TPU
- NNN BC III
- ANATOMIC FOOTBED
- WOMEN

Thinsulate
INSULATION



**5022-2K
SNOWFIELD**

size run
36-49
color
Black/Red
binding
NNN Xcelerator classic
fit
comfort
flex
medium

- NNN BC III
- ANATOMIC FOOTBED

Thinsulate
INSULATION



JUNIOR

PUSH AND PLAY

elite » competition » racing » action » touring » backcountry » junior » rental » overboots » winter trekking » rollerski boots » skis&poles

5545-3 ESK 2.0 JR

size run
35-42
color
Red/Black/White
binding
NNN Xcelerator skate
fit
race junior
flex
stiff

- TPU SKATE
- TPU
- NNN XCELERATOR SKATE
- HEEL FIT ADJ.
- PVC
- ELASTIC INSERT
- ANATOMIC FOOTBED

Thinsulate
INSULATION



5546-3 ED 2.0 JR.

size run
33-42
color
Black/Red/White
binding
NNN Xcelerator classic
fit
race junior
flex
soft

- TPU SKATE
- TPU
- NNN R3 PU
- HEEL FIT ADJ.
- PVC
- ELASTIC INSERT
- ANATOMIC FOOTBED

Thinsulate
INSULATION



5544-3 ECL 2.0 JR

size run
33-42
color
Black/Red/White
binding
NNN Xcelerator classic
fit
race junior
flex
soft

- TPU
- NNN R3 PU
- PVC
- ANATOMIC FOOTBED

Thinsulate
INSULATION



5957-1K R COMBI JR

size run
33-41
color
Black/Red/White
binding
NNN START
fit
dynamic junior
flex
soft

- TPU COMBI
- TPU
- NNN T4 JR
- HEEL FIT ADJ.
- 4 DRY WEAVE
- ELASTIC INSERT
- ANATOMIC FOOTBED

Thinsulate
INSULATION



5958-1K; 5552-1K* RCL JR*

size run
25-34; 35-41*
color
Black/Red/White
binding
NNN START
fit
dynamic junior
flex
soft

- NNN T4 JR
- 4 DRY WEAVE
- ELASTIC INSERT
- ANATOMIC FOOTBED

Thinsulate
INSULATION



5944-3K
T 10 JR
size run
25-38
color
Black/Red/White
binding
NNN Start
fit
comfort junior
flex
soft

-  NNN T4 JR
-  NEOPREN
-  ANATOMIC FOOTBED

Thinsulate
INSULATION



5956-5K
T 5 JR PLUS
size run
25-38
color
Black/Red/White
binding
NNN Touring
fit
comfort junior
flex
soft

-  NNN T4 JR
-  PVC
-  ANATOMIC FOOTBED

Thinsulate
INSULATION



5933-1K
T 5 JR
size run
25-38
color
Black/Red/White
binding
NNN Touring
fit
comfort junior
flex
soft

-  NNN T4 JR
-  ANATOMIC FOOTBED

Thinsulate
INSULATION



5960-1K
T KID
size run
25-38
color
Black/Red/White
binding
NNN Touring
fit
comfort junior
flex
soft

-  NNN T4 JR
-  4DRY WEAVE
-  ANATOMIC FOOTBED

Thinsulate
INSULATION



NEW

5959-1K
TJ
size run
25-38
color
Black/Red/White
binding
NNN Touring
fit
comfort junior
flex
soft

-  NNN T4 JR
-  4DRY WEAVE
-  ANATOMIC FOOTBED

Thinsulate
INSULATION



NEW

RENTAL

ALL SYSTEMS GO




elite » competition » racing » action » touring » backcountry » junior » rental » overboots » winter trekking » rollerski boots » skis&poles

**5117-1K
T30 RENTAL**
size run
35-49
color
Black/Silver/Red
binding
NNN T 3 Auto
fit
comfort
flex
soft

-  TPU COMBI
-  TPU
-  NNN T3
-  PVC
-  ANTIBACTERIAL ANAT. FOOTBED
-  ELASTIC INSERT



Thinsulate
INSULATION

**5118-1K
T 10**
size run
35-50
color
Black/Silver/Red
binding
NNN T 3 Auto
fit
comfort
flex
soft

-  NNN T4
-  NEOPREN
-  ANTIBACTERIAL ANAT. FOOTBED

Thinsulate
INSULATION

**5141-1K
T 5**
size run
35-50
color
Black/Silver/Red
binding
NNN T 3 Auto
fit
viking
flex
soft

-  NNN T4
-  ANTIBACTERIAL ANAT. FOOTBED

Thinsulate
INSULATION



5103-1K
OVERBOOT
RACING ELITE
size run
35-48



50B4-1K, 50B4-2K*
OVERBOOT
TOURING
size run
35-48



59A3-1K
OVERBOOT
TOURING JR
size run
25-38



WINTER TREKING THE WINTER VOYAGER

elite » competition » racing » action » touring » backcountry » junior » rental » overboots » winter trekking » rollerski boots » skis&poles

67926K; 67925K*
EWT
 size run
36-48
 color
Red/Black*

-  EVA/RUBBER
-  WATERPROOF ZIPER
-  THERMO PROTECTION
-  FIX LOCK







63271; 69121*
CRISTALO, SNOW TRACK*
 size run
2.5-8; 6.5-14*
 color
Gray/Black*

-  PU/VIBRAM
-  SPLIT LEATHER 2,0MM
-  THERMO PROTECTION
-  FIX LOCK








63382; 62282*
CSCL W, CSCL*
 size run
35-50
 color
White/Red*
 women/men*

-  EVA/VIBRAM
-  WATERPROOF ZIPER
-  SPEED LACING
-  THERMO PROTECTION
-  FIX LOCK



63362; 62262*
CSCL W MID, CSCL MID*
 size run
35-50
 color
White/Red*
 women/men*

-  EVA/VIBRAM
-  WATERPROOF ZIPER
-  SPEED LACING
-  THERMO PROTECTION
-  FIX LOCK



**5096-1
ECL SUMMER 2.0**

size run
35-50
color
Red/Black/White
binding
NNN Xcelerator classic
fit
race
flex
soft

-  TPU
-  NNN XCELERATOR
-  ANATOMIC FOOTBED



**5095-2
ESK SUMMER 2.0**

size run
35-50
color
Red/Black/White
binding
NNN Xcelerator skate
fit
race
flex
stiff

-  CARBON
-  CARBON + TPU
-  NNN XCELERATOR
-  45°
-  ANATOMIC FOOTBED



**5097-1
ASK SUMMER***

size run
35-48
color
White/Red/Black
binding
NNN Xcelerator classic
fit
comfort
flex
stiff

-  TPU SKATE
-  TPU
-  NNN R3 PU
-  ANATOMIC FOOTBED



**5099-1
ACL SUMMER***

size run
35-49
color
White/Red/Black
binding
NNN Xcelerator classic
fit
comfort
flex
soft

-  TPU
-  NNN R3 PU
-  ANATOMIC FOOTBED



**5098-1
A COMBI
SUMMER***

size run
35-50
color
White/Red/Black
binding
NNN Xcelerator skate
fit
comfort
flex
soft

-  TPU COMBI
-  TPU
-  NNN R3 PU
-  ANATOMIC FOOTBED



elite » competition » racing » action » touring » backcountry » junior » rental » overboots » winter trekking » rollerski boots » skis&poles

ROLLERSKI BOOTS

ROLL WITH IT

01 COMPETITION, RACING & ACTION

02 ACTION & TOURING SKIS

03 CONTROL SKIS

04 DISCOVERY - BACKCOUNTRY SKI COLLECTION

FEATURES

	CONSTRUCTION	BASE	CORE
	SKATE RACE CLASSIC RACE	WC SPEED GRINDING	LITE AIR BASALT
	KICK SMART GRIP KICK SMART WAX	MULTI GRIP DUO GRIP FASTEC GT 7 WAX FASTEC GT 3 WAX SPEED GRINDING ULTRA TUNING	LITE AIR BASALT TUBE AIR BASALT TUBE AIR
	EARLY RISE	BC GRIP SPEED GRINDING STEEL EDGE	LITE AIR LITE AIR EDGE
	EARLY RISE	BC GRIP SPEED GRINDING STEEL EDGE	LITE AIR EDGE TUBE AIR

SKATE RACE

Special camber and contact points further apart improves stability and provides more powerful kick action on hard snow.

CLASSIC RACE CONSTRUCTION:

Race construction with a long, dynamic wax pocket pattern for minimum wax loss.

KICK SMART GRIP

A proven wax pocket pattern specially designed for Smart Grip (non-wax) skis. Smart Grip reacts differently when climbing and gliding according to the weight and pressure applied to the ski.

KICK SMART WAX

New wax pocket pattern for extremely easy and reliable kick and glide performance. Very forgiving thanks to earlier wax-snow contact.

EARLY RISE

Ski tips begin their curve upward a little further back, which makes for perfect gliding on unprepared terrain and enables lighter turning with less effort.

WC RACE

Sintered base with 7.5% graphite for versatility across the entire temperature range.

MULTI GRIP

The new generation of grip technology: a combination of single, double and gliding grip for efficient power transfer and optimum gliding.

DUO GRIP

A combination of single and double Grip for greater climbing and better gliding in all snow conditions.

FASTEC GT 7 WAX

Sintered base with 7.5% graphite for all-temperature performance.

FASTEC GT 3 WAX

Sintered base with 3.5% graphite for all-temperature performance.

BC GRIP

All terrain climbing system specially developed for use off track and the most demanding terrain and conditions.

STEEL EDGE:

Narrow tip to tail steel edge for bite when you need it.

LITE AIR BASALT

Special air channels in the wood core reduce weight while basalt fibers provide perfect flex regardless of temperature.

TUBE AIR BASALT

Wood cores with integrated honeycomb air tubes are 250g lighter than pure wood cores. Weight is further reduced by 40g when volcanic basalt fibers are used in place of traditional fiberglass.

TUBE AIR

Air tubes integrated into the wood core save weight compared with pure wood cores while increasing durability and improving pressure distribution.

LITE AIR

Special air channels in the lightweight wood core reduce weight even more than Air Channel construction.

LITE AIR EDGE

Air channels combined with new, extremely light wood core materials are ideally suited to steel edge skis.

**SM 4751
VELOCITY SKATE
NIS**

sidecut 41-44-44
lengths (cm) 173, 183, 193
construction SKATE RACE
core LITE AIR BASALT
base WC RACE, SPEED GRINDING
binding NNN PERFORMANCE

**SM 4761
VELOCITY CLASSIC
NIS**

sidecut 41-44-44
lengths (cm) 181,191,196,201,206
construction CLASSIC RACE
core LITE AIR BASALT
base WC RACE, SPEED GRINDING
binding NNN PERFORMANCE

**PA 2821
CX 10**

Length 130-170 CM
Tube 100% CARBON
Ø 16 MM
Basket RACE
Tip CARBIDE
Grip NATURAL CORK
Glove EVOLUTION „CLICK“

**PA 2841
GX 10**

Length 120-160 CM
Tube AL 5083
Ø 16 MM
Basket TOURING
Tip STEEL
Grip PE
Glove TEXTILE STRAP

**ROTTEFELLA
PERFORMANCE
SKATE**



**RSK
RACING**



**R COMBI
RACING**



**RCL
RACING**

**ROTTEFELLA
PERFORMANCE
CLASSIC**



ACTION AND TOURING

elite » competition » racing » action » touring » backcountry » junior » rental » overboots » winter trekking » rollerski boots » skis&poles

SM 5032, SM 5031* TEMPEST NIS WAX/NONWAX*

sidecut	49-44-47
lengths (cm)	177,182,187,192,197,202,207
construction	KICK SMART GRIP/WAX
core	LIGHT AIR BASALT
base	MULTI GRIP/FASTEC GT 7*
binding	ULTRA TUNNING/SPEED GRINDING* TOURING AUTO



SM 5022, SM 5021* FRONTIER WAX/ NONWAX*

sidecut	50-45-48
lengths (cm)	177,182,187,192,197,202,207
construction	KICK SMART GRIP/WAX
core	LIGHT AIR BASALT
base	MULTI GRIP/FASTEC GT 3*
binding	ULTRA TUNNING/SPEED GRINDING* TOURING AUTO



PA 2851 ST

Length	120-160 CM
Tube	AL 5083
Ø	16 MM
Basket	TOURING
Tip	STEEL
Grip	PE
Glove	TEXTILE STRAP



PA 2861 ST W

Length	120-160 CM
Tube	AL 5083
Ø	16 MM
Basket	TOURING
Tip	STEEL
Grip	PE
Glove	TEXTILE STRAP



ROTTEFELLA TOURING AUTO CLASSIC



T 10
TOURING



T 10 EVE
TOURING

SM 5012, SM 5011*
ENERGY NIS
WAX/NONWAX*

sidecut 54-49-52
 lengths (cm) 170,180,185,190,195,200,205,210
 construction KICK SMART GRIP/WAX*
 core TUBE AIR
 base DUO GRIP/FASTEC GT 3*
 ULTRA TUNING/SPEED GRINDING*
 binding NNN BASIC

SM 5042, SM 5041*
ENERGY JR. WAX/
NONWAX*

sidecut 54-48-52
 lengths (cm) 100,110,120,130,140,150,160
 construction KICK SMART GRIP
 core TUBE AIR
 base GRIP/SINTEC*
 binding ROTTEFELLA START

PA 2851
ST

Length 120-160 CM
 Tube AL 5083
 Ø 16 MM
 Basket TOURING
 Tip STEEL
 Grip PE
 Glove TEXTILE STRAP

PA 2871
ST JR.

Length 90-115 CM
 Tube AL 5083
 Ø 16 MM
 Basket TOURING
 Tip STEEL
 Grip PE
 Glove TEXTILE STRAP



ROTTEFELLA
BASIC



T5
 TOURING



T KID
 JUNIOR

ROTTEFELLA
START



CONTROL

elite » competition » racing » action » touring » backcountry » junior » rental » overboots » winter trekking » rollerski boots » skis&poles

SM 5051 CONTROL 60

sidecut	60-50-55
lengths (cm)	168,178,188
construction	EARLY RISE
core	LITE AIR
base	BC GRIP
	SPEED GRINDING
steel edge	NO
binding	BC AUTO

SM 5052 CONTROL 64

sidecut	64-52-60
lengths (cm)	168,178,188
construction	EARLY RISE
core	LITE AIR
base	BC GRIP
	SPEED GRINDING
steel edge	NO
binding	BC AUTO



PA 2881 XT

Length	120-160 CM
Tube	AL 5083
Ø	16 MM
Basket	BACKCOUNTRY
Tip	STEEL
Grip	CORK
Glove	XC COMFORT ALPINA



ROTTEFELLA BC AUTO



**SM 5053
CONTROL 64 W**

sidecut 64-52-60
lengths (cm) 168,178,188
construction EARLY RISE
core LITE AIR
base BC GRIP
SPEED GRINDING
steel edge NO
binding TOURING AUTO

**SM 5052
CONTROL 64
EDGE**


sidecut 64-52-60
lengths (cm) 168, 178
construction EARLY RISE
core LITE AIR EDGE
base BC GRIP
SPEED GRINDING
steel edge YES
binding BC AUTO

**PA 2861
ST W**

Length 120-160 CM
Tube AL 5083
Ø 16 MM
Basket TOURING
Tip STEEL
Grip PE
Glove TEXTILE STRAP

**PA 2851
ST**

Length 120-160 CM
Tube AL 5083
Ø 16 MM
Basket TOURING
Tip STEEL
Grip PE
Glove TEXTILE STRAP



**ROTTEFELLA
TOURING AUTO
CLASSIC**



**T30, T30 EVE
TOURING**



**OUTLANDER,
OUTLANDER EVE
BACKCOUNTRY**



**ROTTEFELLA
BC AUTO**

DISCOVERY – BACKCOUNTRY


elite » competition » racing » action » touring » backcountry » junior » rental » overboots » winter trekking » rollerski boots » [skis&poles](#)

SM 5001 DISCOVERY 68

sidecut 68-60-65
lengths (cm) 168,178,188
construction EARLY RISE
core LITE AIR EDGE
base BC GRIP BASE
SPEED GRINDING
steel edge YES
binding BC MANUAL

SM 5002 DISCOVERY 68 W

sidecut 68-60-65
lengths (cm) 168,178
construction EARLY RISE
core LITE AIR EDGE
base BC GRIP BASE
SPEED GRINDING
steel edge YES
binding BC AUTO



PA 2881 XT

Length 120-160 CM
Tube AL 5083
Ø 16 MM
Basket BACKCOUNTRY
Tip STEEL
Grip CORK
Glove XC COMFORT ALPINA



ROTTEFELLA BC MANUAL



MONTANA
BACKCOUNTRY




MONTANA EVE
BACKCOUNTRY

ROTTEFELLA BC AUTO




**SM 5003
DISCOVERY 80**

sidecut 80-58-69
lengths (cm) 168,178,188
construction EARLY RISE
core LITE AIR EDGE
base YES
OFFTRACK NONWAX BASE
SPEED GRINDING
binding BC AUTO



**SM 5004
DISCOVERY 102**

sidecut 102-64-87
lengths (cm) 168,178,188
construction EARLY RISE
core LITE AIR EDGE
base BC GRIP BASE
SPEED GRINDING
steel edge YES
binding BC MAGNUM



**PA 2891
BC**

Length 120-165 CM
Tube AL 7075
Ø 16 MM
Basket BACKCOUNTRY
Tip CARBIDE
Grip CORK
Glove XC COMFORT ALPINA

**ROTTEFELLA BC
AUTO**



**WYOMING
BACKCOUNTRY**



**ALASKA
BACKCOUNTRY**

**ROTTEFELLA BC
MAGNUM**



SPECIFICATIONS

ELITE

SKIER TYPE:
ELITE RACING



CODE «	5142-1; 5142-7*	5145-1; 5145-7*	
MODEL «	ESK 2.0	ECL 2.0	
SIZE «	35-50; 35½-49½*	35-50; 35½-49½*	
BINDING	NNN XCELERATOR SKATE	NNN XCELERATOR CLASSIC	
FIT	RACE	RACE	
FLEX	STIFF	SOFT	
SOLE	ALPINA SSR SKATE	ALPINA SSR CLASSIC	CHASSIS
CUFF	FULL CARBON		
ONE PIECE C.	SKATE ACTIVE EDGE	CLASSIC ACTIVE EDGE	
	45° LACING SYSTEM		INNER SHOE
	ANATOMIC FOOTBED	ANATOMIC FOOTBED	
GAITER	PVC	PVC	OUTER SHOE
	BUILT-IN ELASTIC INSERT		

ELITE PRO

SKIER TYPE:
ELITE RACING



CODE «	5164-1; 5164-7*	5070-2; 5070-8*	5165-1; 5165-7	5116-2; 5116-8	5111-1; 5111-7
MODEL «	ESK PRO	ECL PRO	ED PRO	ECL PRO MARATHON	ECL PRO PLUS
SIZE «	35-50; 35½-49½*	35-50; 35½-49½*	35-50; 35½-49½*	36-47; 36,5-46,5	35-50; 35½-49½*
BINDING	NNN XCELERATOR SKATE	NNN XCELERATOR CLASSIC	NNN XCELERATOR CLASSIC	NNN XCELERATOR CLASSIC	NNN XCELERATOR CLASSIC
FIT	RACE	RACE	RACE	RACE	RACE
FLEX	STIFF	SOFT	SOFT	SOFT	SOFT
SOLE	NNN XCELERATOR	NNN XCELERATOR	NNN XCELERATOR	NNN XCELERATOR	NNN XCELERATOR
CUFF	CARBON		CARBON		
HEEL COUNTER	CARBON + TPU	TPU	CARBON + TPU	CARBON + TPU	FULL CARBON ACTIVE EDGE
	45° LACING SYSTEM		45° LACING SYSTEM	THINSULATE	
	ANATOMIC FOOTBED	ANATOMIC FOOTBED	ANATOMIC FOOTBED	45° LACING SYSTEM	ANATOMIC FOOTBED
GAITER	PVC	PVC	PVC	PVC	PVC
	BUILT-IN ELASTIC INSERT		BUILT-IN ELASTIC INSERT		

OVERBOOTS



CODE «	5168-1K	5103-1K	5084-1K, 5084-2K*	59A3-1K
MODEL «	OW 2.0	OVERBOOT RACING ELITE	OVERBOOT TOURING	OVERBOOT TOURING JR
SIZE «	36-48	35-48	35-48	25-38

COMPETITION

SKIER TYPE:
RACING



	5138-2	5137-2	5139-2	
CODE «	5138-2	5137-2	5139-2	
MODEL «	CCL	CSK	CCL PLUS	
SIZE «	35-49	35-49	36-47	
BINDING	NNN XCELERATOR	NNN XCELERATOR	NNN XCELERATOR	
FIT	DYNAMIC	DYNAMIC	DYNAMIC	
FLEX	SOFT	STIFF	SOFT	
SOLE	NNN XCELERATOR	NNN XCELERATOR	NNN XCELERATOR	CHASSIS
CUFF		CARBON		
HEEL COUNTER	TPU	CARBON + TPU	CARBON + TPU	
	ANATOMIC FOOTBED	ANATOMIC FOOTBED	ANATOMIC FOOTBED	INNER SHOE
		45° LACING SYSTEM		
	THINSULATE	THINSULATE	THINSULATE	
GAITER	4 DRY PVC	4 DRY PVC	4 DRY PVC	OUTER SHOE
	BUILT-IN ELASTIC INSERT	BUILT-IN ELASTIC INSERT	BUILT-IN ELASTIC INSERT	

RACING

SKIER TYPE:
RACING



	5162-1	5157-1	5167-1	5551-1	
CODE «	5162-1	5157-1	5167-1	5551-1	
MODEL «	RCL	RSK	R COMBI	RCL EVE	
SIZE «	35-50	35-48	35-48	35-42	
BINDING	NNN XCELERATOR CLASSIC	NNN XCELERATOR SKATE	NNN XCELERATOR CLASSIC	NNN XCELERATOR CLASSIC	
FIT	DYNAMIC	DYNAMIC	DYNAMIC	DYNAMIC WOMEN	
FLEX	SOFT	STIFF	SOFT	SOFT	
SOLE	NNN R3 PU	NNN R3 PU	NNN R3 PU	NNN R3 PU	CHASSIS
CUFF		TPU SKATE	TPU COMBI		
HEEL COUNTER	TPU	TPU	TPU	TPU	
	HEEL FIT ADJUSTMENT	HEEL FIT ADJUSTMENT	HEEL FIT ADJUSTMENT	HEEL FIT ADJUSTMENT	INNER SHOE
	ANATOMIC FOOTBED	ANATOMIC FOOTBED	ANATOMIC FOOTBED	ANATOMIC FOOTBED	
	THINSULATE	THINSULATE	THINSULATE	THINSULATE	
GAITER	4 DRY WEAVE	4 DRY WEAVE	4 DRY WEAVE	4 DRY WEAVE	OUTER SHOE
	BUILT-IN ELASTIC INSERT	BUILT-IN ELASTIC INSERT	BUILT-IN ELASTIC INSERT	BUILT-IN ELASTIC INSERT	

ACTION
 SKIER TYPE:
 RECREATIONAL



CODE «	5172-1	5177-1	5179-1	5553-1	5555-1	5554-1	
MODEL «	ACL	ASK	A COMBI	ACL EVE	ASK EVE	A COMBI EVE	
SIZE «	35-50	35-50	35-50	35-42	35-42	35-42	
BINDING	NNN XCELERATOR CLASSIC	NNN XCELERATOR SKATE	NNN XCELERATOR CLASSIC	NNN XCELERATOR CLASSIC	NNN XCELERATOR SKATE	NNN XCELERATOR CLASSIC	CHASSIS
FIT	COMFORT	COMFORT	COMFORT	COMFORT WOMEN	COMFORT WOMEN	COMFORT WOMEN	
FLEX	SOFT	STIFF	SOFT	SOFT	STIFF	SOFT	INNER SHOE
SOLE	NNN R3 PU	NNN R3 PU	NNN R3 PU	NNN R3 PU	NNN R3 PU	NNN R3 PU	
CUFF		TPU SKATE	TPU COMBI		TPU SKATE	TPU COMBI	OUTER SHOE
HEEL COUNTER	TPU	TPU	TPU	TPU	TPU	TPU	
	HEEL FIT ADJUSTMENT	HEEL FIT ADJUSTMENT	HEEL FIT ADJUSTMENT	HEEL FIT ADJUSTMENT	HEEL FIT ADJUSTMENT	HEEL FIT ADJUSTMENT	
	ANATOMIC FOOTBED	ANATOMIC FOOTBED	ANATOMIC FOOTBED	ANATOMIC FOOTBED	ANATOMIC FOOTBED	ANATOMIC FOOTBED	
	THINSULATE	THINSULATE	THINSULATE	THINSULATE	THINSULATE	THINSULATE	
GAITER	PVC	PVC	PVC	PVC	PVC	PVC	
	BUILT-IN ELASTIC INSERT	BUILT-IN ELASTIC INSERT	BUILT-IN ELASTIC INSERT	BUILT-IN ELASTIC INSERT	BUILT-IN ELASTIC INSERT	BUILT-IN ELASTIC INSERT	

TOURING
 SKIER TYPE:
 TOURING



CODE «	5078-2K	5079-2K	5080-2K	5004-3K	50A8-2K	5076-1K	
MODEL «	T 40	T 30	T 20	T 10	T 5 PLUS	T 5	
SIZE «	35-49	35-49	35-49	35-50	35-50	35-50	
BINDING	NNN T 3 AUTO	NNN T 3 AUTO	NNN T 3 AUTO	NNN T 3 AUTO	NNN T 3 AUTO	NNN T 3 AUTO	CHASSIS
FIT	COMFORT	COMFORT	COMFORT	COMFORT	COMFORT	COMFORT	
FLEX	STIFF	SOFT	SOFT	SOFT	SOFT	SOFT	INNER SHOE
SOLE	NNN T3	NNN T3	NNN T3	NNN T4	NNN T4	NNN T4	
CUFF	TPU SKATE	TPU COMBI					OUTER SHOE
HEEL COUNTER	TPU	TPU	TPU				
	ANATOMIC FOOTBED	ANATOMIC FOOTBED	ANATOMIC FOOTBED	ANATOMIC FOOTBED	ANATOMIC FOOTBED	ANATOMIC FOOTBED	
	THINSULATE	THINSULATE	THINSULATE	THINSULATE	THINSULATE	THINSULATE	
GAITER	PVC	PVC	PVC	NEOPREN	PVC		
	BUILT-IN ELASTIC INSERT	BUILT-IN ELASTIC INSERT	BUILT-IN ELASTIC INSERT	BUILT-IN ELASTIC INSERT	BUILT-IN ELASTIC INSERT	BUILT-IN ELASTIC INSERT	

TOURING

SKIER TYPE:
TOURING



CODE «
MODEL «
SIZE «
BINDING
FIT
FLEX
SOLE
CUFF
HEEL COUNTER

	5523-2K	5520-2K	5624-3K	56A2-4K	5518-2K
	T 30 EVE	T 20 EVE	T 10 EVE	T 5 EVE PLUS	T 5 EVE
	35-42	35-42	35-42	35-42	35-42
	NNN T 3 AUTO	NNN T 3 AUTO	NNN T 3 AUTO	NNN T 3 AUTO	NNN T 3 AUTO
	COMFORT WOMEN	COMFORT WOMEN	COMFORT WOMEN	COMFORT WOMEN	COMFORT WOMEN
	SOFT	SOFT	SOFT	SOFT	SOFT
	NNN T3	NNN T3	NNN T4	NNN T4	NNN T4
	TPU COMBI				
	TPU	TPU			
	ANATOMIC FOOTBED	ANATOMIC FOOTBED	ANATOMIC FOOTBED	ANATOMIC FOOTBED	ANATOMIC FOOTBED
	THINSULATE	THINSULATE	THINSULATE	THINSULATE	THINSULATE
	PVC	PVC	NEOPREN	PVC	

GAITER

CHASSIS
INNER SHOE
OUTER SHOE

JUNIOR

SKIER TYPE:
TOURING



CODE «
MODEL «
SIZE «
BINDING
FIT
FLEX
SOLE

	5944-3K	5956-5K	5933-1K	5960-1K	5959-1K
	T 10 JR	T 5 JR PLUS	T 5 JR	T KID	T J
	25-38	25-38	25-38	25-38	25-38
	NNN START	NNN START	NNN START	NNN START	NNN START
	COMFORT JUNIOR	COMFORT JUNIOR	COMFORT JUNIOR	COMFORT JUNIOR	COMFORT JUNIOR
	SOFT	SOFT	SOFT	SOFT	SOFT
	NNN T4 JR	NNN T4 JR	NNN T4 JR	NNN T4 JR	NNN T4 JR
	ANATOMIC FOOTBED	ANATOMIC FOOTBED	ANATOMIC FOOTBED	ANATOMIC FOOTBED	ANATOMIC FOOTBED
	THINSULATE	THINSULATE	THINSULATE	THINSULATE	THINSULATE
	NEOPREN	PVC		4DRY WEAVE	4DRY WEAVE

GAITER

C
INNER SHOE
OUTER SHOE

JUNIOR

SKIER TYPE:
JUNIOR RACING,
RACING*



CODE «
MODEL «
SIZE «
BINDING
FIT
FLEX
SOLE
CUFF
HEEL COUNTER

	5545-3	5546-3	5544-3	5957-1K	5958-1K; 5552-1K*
	ESK 2.0 JR	ED 2.0 JR	ECL 2.0 JR	R COMBI JR*	RCL JR*
	35-42	33-42	33-42	33-41	25-34; 35-41*
	NNN XCCELERATOR SKATE	NNN XCCELERATOR CLASSIC	NNN XCCELERATOR CLASSIC	NNN START	NNN START
	RACE JUNIOR	RACE JUNIOR	RACE JUNIOR	DYNAMIC JUNIOR	DYNAMIC JUNIOR
	STIFF	SOFT	SOFT	SOFT	SOFT
	NNN XCCELERATOR SKATE	NNN R3 PU	NNN R3 PU	NNN T4 JR	NNN T4 JR
	TPU SKATE	TPU SKATE		TPU COMBI	
	TPU	TPU	TPU	TPU	
	HEEL FIT ADJUSTMENT	HEEL FIT ADJUSTMENT		HEEL FIT ADJUSTMENT	
	ANATOMIC FOOTBED	ANATOMIC FOOTBED	ANATOMIC FOOTBED	ANATOMIC FOOTBED	ANATOMIC FOOTBED
	THINSULATE	THINSULATE	THINSULATE	THINSULATE	THINSULATE
	PVC	PVC	PVC	4 DRY WEAVE	4 DRY WEAVE
	BUILT-IN ELASTIC INSERT	BUILT-IN ELASTIC INSERT		BUILT-IN ELASTIC INSERT	BUILT-IN ELASTIC INSERT

GAITER

CHASSIS
INNER SHOE
OUTER SHOE

BACKCOUNTRY

SKIER TYPE:
BACKCOUNTRY



CODE «	5006-2	5008-2	5171-1	
MODEL «	ALASKA	ALASKA 75	ALASKA HEAT	
SIZE «	36-47	36-47	40-47	
BINDING	NNN BC	75 MM	NNN BC	
FIT	COMFORT	COMFORT	COMFORT	
FLEX	MEDIUM	MEDIUM	MEDIUM	
SOLE	NNN BC III	75 MM VIBRAM	NNN BC III	C.
	ANATOMIC FOOTBED	ANATOMIC FOOTBED	ANATOMIC FOOTBED	INNER SHOE
	THINSULATE	THINSULATE	THINSULATE	
	ALPITEX	ALPITEX	ALPITEX	
	NATURAL LEATHER	NATURAL LEATHER	NATURAL LEATHER	OUTER SHOE
	RUBBER PROTECTION	RUBBER PROTECTION	RUBBER PROTECTION	

BACKCOUNTRY

SKIER TYPE:
BACKCOUNTRY



CODE «	5183-1	5119-1	5009-1	5550-1	
MODEL «	BC 1600	WYOMING	MONTANA	MONTANA EVE	
SIZE «	35-49	36-49	35-49	35-42	
BINDING	NNN BC	NNN BC	NNN BC	NNN BC	
FIT	COMFORT	COMFORT	COMFORT	COMFORT WOMEN	
FLEX	MEDIUM	MEDIUM	MEDIUM	MEDIUM	
SOLE	NNN BC III	NNN BC III	NNN BC III	NNN BC III	C.
	ANATOMIC FOOTBED	ANATOMIC FOOTBED	ANATOMIC FOOTBED	ANATOMIC FOOTBED	INNER SHOE
	THINSULATE	THINSULATE	THINSULATE	THINSULATE	
	ALPITEX				
	NATURAL LEATHER	NATURAL LEATHER			OUTER SHOE
	TOE BOX PROTECTION	TOE BOX PROTECTION	TOE BOX PROTECTION	TOE BOX PROTECTION	

BACKCOUNTRY

SKIER TYPE:
BACKCOUNTRY



CODE «	5170-1	5549-1	5253-1	5256-1	5667-2	5022-2K	
MODEL «	OUTLANDER	OUTLANDER EVE	BC 1550	BC 1575	BC 1550 EVE	SNOWFIELD	
SIZE «	36-49	35-42	36-49	36-48	35-42	36-49	
BINDING	NNN BC	NNN BC	NNN BC	75 MM BC	NNN BC	NNN BC	
FIT	COMFORT	COMFORT WOMEN	COMFORT	COMFORT	COMFORT WOMEN	COMFORT	
FLEX	MEDIUM	MEDIUM	MEDIUM	MEDIUM	MEDIUM	MEDIUM	
SOLE	NNN BC III	NNN BC III	NNN BC III	VIBRAM 75 MM	NNN BC III	NNN BC III	C.
CUFF	TPU COMBI	TPU COMBI	TPU COMBI	TPU COMBI	TPU COMBI	TPU COMBI	CHASSIS
HEEL COUNTER	TPU	TPU	TPU	TPU	TPU	TPU	
	ANATOMIC FOOTBED	ANATOMIC FOOTBED	ANATOMIC FOOTBED	ANATOMIC FOOTBED	ANATOMIC FOOTBED	ANATOMIC FOOTBED	INNER SHOE
	THINSULATE	THINSULATE	THINSULATE	THINSULATE	THINSULATE	THINSULATE	
	ALPITEX	ALPITEX					
	NEOPREN	NEOPREN					OUTER SHOE

ROLLERSKI BOOTS

SKIER TYPE:
ELITE RACING,
SPORT*



CODE «	5096-1	5095-2	5099-1	5098-1	5097-1
MODEL «	ECL SUMMER 2.0	ESK SUMMER 2.0	ACL SUMMER	A COMBI SUMMER	ASK SUMMER
SIZE «	35-50	35-50	35-48	35-50	35-48
BINDING	NNN XCELERATOR CLASSIC	NNN XCELERATOR SKATE	NNN XCELERATOR CLASSIC	NNN XCELERATOR SKATE	NNN XCELERATOR CLASSIC
FIT	RACE	RACE	COMFORT	COMFORT	COMFORT
FLEX	SOFT	STIFF	SOFT	SOFT	STIFF
SOLE	NNN XCELERATOR	NNN XCELERATOR	NNN R3 PU	NNN R3 PU	NNN R3 PU
CUFF		CARBON		TPU COMBI	TPU SKATE
HEEL COUNTER	TPU	CARBON + TPU	TPU	TPU	TPU
		45° LACING SYSTEM			
	ANATOMIC FOOTBED	ANATOMIC FOOTBED	ANATOMIC FOOTBED	ANATOMIC FOOTBED	ANATOMIC FOOTBED

WINTER TREKING




CODE «	67925K, 67926K*	63271, 69121*	63382, 62282*	63362, 62262*
MODEL «	EWT	CRISTALO, SNOW TRACK*	CSCL W, CSCL*	CSCL W MID, CSCL MID*
SIZE «	36-48	2,5-8; 6,5-14*	3-9; 6,5-12*	3-9; 6,5-12*
SOLE	EVA/RUBBER	PU/VIBRAM	EVA/VIBRAM	EVA/VIBRAM
	WINTER GRIP PROFILE ON SOLE	VCP OUT OF CORK MATERIAL	VCP OUT OF CORK MATERIAL	VCP OUT OF CORK MATERIAL
	SHOCK ABSORBING MID SOLE	SHOCK ABSORBING MID SOLE	SHOCK ABSORBING MID SOLE	SHOCK ABSORBING MID SOLE
	THINSULATE INSULATION	THINSULATE INSULATION		
	ALPITEX	ALPITEX		
	WATERPROOF ZIPER	SPLIT LEATHER 2,0MM	WATERPROOF ZIPER	WATERPROOF ZIPER
			SPEED LACING	SPEED LACING
	THERMO PROTECTION	THERMO PROTECTION	THERMO PROTECTION	THERMO PROTECTION
	FIX LOCK		FIX LOCK	FIX LOCK

RENTAL

SKIER TYPE:
TOURING



CODE «	5117-1K	5118-1K	5141-1K
MODEL «	T30 RENTAL	T10	T5
SIZE «	35-49	35-50	35-50
BINDING	NNN T3 AUTO	NNN T3 AUTO	NNN T3 AUTO
FIT	COMFORT	COMFORT	VIKING
FLEX	SOFT	SOFT	SOFT
SOLE	NNN T3	NNN T4	NNN T4
CUFF	TPU COMBI		
HEEL COUNTER	TPU		
	ANTIBACTERIAL ANATOMIC FOOTBED	ANTIBACTERIAL ANATOMIC FOOTBED	ANTIBACTERIAL ANATOMIC FOOTBED
	THINSULATE	THINSULATE	THINSULATE
	PVC	NEOPREN	




Move your binding for
increased performance

Alpina ski boots and the Rottefella Xcelerator binding

system offer some of the most innovative solutions in Nordic skiing. Both Alpina and Rottefella strive to deliver products that optimize every skier's experience, with the most comfortable and efficient products.

Rottefella's development philosophy is based on the body best utilising its full potential when in a neutral position. With the foot in as flat a position as possible - in the shoe and on the ski - the skier's hips are positioned further forward, making for greater balance and more thrust to the core musculature. Utilising the body's biodynamics to the full, giving greater power bursts and ultimately a much better and more exhilarating skiing experience.

Integrating Rottefella's philosophy and technology, we have developed the Xcelerator system for speed and precision in skiing offering a range of extras for optimal fine-tuning to the skier's personal style, including the Rottefella flex system which personalises the flex resistance of the bindings to the individual's style and shoe size.



Moving your heels down and hips forward, combined with straightened knees and arms closer to the body, gives you several benefits.


Invented in Norway



ROTFEFELLA®

POWERED BY YOU. TECHNOLOGY BY US.





The Xcelerator Pro Classic, a binding specially designed for classic cross-country skiing, based on the winning technology of the Xcelerator

system. And used by athletes and race enthusiasts.

Move your binding for increased performance. By moving the binding towards the back, you get better glide in classic skiing. Move the binding forward for better grip.

The NIS plate makes it possible to mount Rottefella bindings to your skis. The plate also makes it possible to move the binding forward and towards the back for increased performance.



Alpina's top model boots, ESK 2.0 and ECL 2.0, are designed with the best combination of function and weight in mind, and are the boots of choice when every gram counts.

The Xcelerator binding system gives you the optimal transmission of power from skier to ski, and provides great balance and control in every stride.



DISTRIBUTORS

AUSTRIA

HF SPORT
Bahnhofstrasse 10, 9431 St. Stefan, Wolfsberg
+43 52 51 500, info@hfsport.at

AUSTRALIA

EVEREST SPORTS PO Box 278, Bright, VIC 3741, Australia 28A Ireland St, Bright, VIC 3741, Australia, simon@everestsports.com.au Fax: 61 (0)3 5755 2004; Ph: 61 (0)3 5755 2227

CANADA

ELAN SPORTS INC.
81-H Brunswick Blvd.,
Dollard des Ormeaux Quebec H9B 2J5
+1 (514) 421 7871, cs@elansports.ca

CROATIA

ALPINA CRO D.O.O.
Radnička c. 80, 41000 Zagreb
+385 1 3665 475, alpinacro@alpina.si

CZECH REPUBLIC

INA SPORT SPOL. S. R.O.
Dusikova 3, 63800 Brno
+420 545 422 431, inasport@inasport.cz

ESTONIA

A2K SPORT OÜ
Paide mnt. 9, 80042 Pärnu
+372 44 52 936, kaupo@a2k.ee

FINLAND

NORMARK SUOMI OY
Aholaidantie 3 / P.O.BOX 39, 40320 Jyväskylä
+358 14 820 711, info@normark.fi

FRANCE

SUNSET SAS
475 Route De La Dranse, 74500 Amphion Les Bains
+33 (0)450 717 723, johann@sunset-sport.fr

GERMANY

NORDIC SPORTS CONSULTING
Dorfstr. 25, 94252 Bayer. Eisenstein
+49 9925 7289989, o.kraas@nordicsportsconsulting.com
www.nordicsportsconsulting.com

ITALY

SKI TRAB S.R.L.
Via Battaglion Tirano 6, 23032 Bormio
+39 0342 901650, a.trabucchi@skitrab.com

JAPAN

ELAN JAPAN CO.,LTD.
101-0061, SR BLDG.2F, 3-1-2 Misaki-Cyo, Chiyoda-Ku
+813 6272 9016, skoga@elanjapan.co.jp

LATVIA

MY SPORT SIA
Dārziema iela 60, Rīga Tel/Fax +371 67563422 gatis@my-sport.lv

NORWAY

WENAAS NORDIC A/S
Tevlingveien 23, 1081 Oslo
0047 22575050, jen@wenaasnordic.com

POLAND

MGB SPORT
Ul. Konarskiego NR 8, 01-355 Warszawa
+48 22 666 0746, m.burzynski@mgb sport.pl

RUSSIA

ZAO NORMARK
23 bild 9, Obrucheva street, 117630, Moscow, Russia
+7 (495) 98-111-89 (143), ski@normark.ru,
dmitriy.burmistrov@normark.ru

SERBIA

ALPINA-YUG D.O.O.
Bulevar Umetnosti 4, 11070 Beograd
+38 1112 138 420, alpinayu@alpina.si

SLOVAKIA

INA SPORT SPOL. S R.O.
Ul. 1. mája 136, 031 01 Liptovský Mikuláš
+421 905 669 710, jan.devecka@inasport.sk

SLOVENIA

ALPINA D.O.O.
Strojarska 2, 4226 Žiri
+386 4 51 58 000, alpina@alpina.si

SPAIN

GREGAL SPORT S.A.
Reforma 3, 08240 Manresa
+34-93 872 62 11, gregal@gregal-sport.com

SWEDEN

BACKCOUNTRY EQUIPMENT AB
Hökared, Ladan, S-44794 Värögårda
+46 322 660 250, info@backcountry.se

SWITZERLAND

KV2 SAGL
Dongio, 6715 Dongio
+41(0)91 872 26 16, info@kv2.ch

UKRAINE

ALPINA UA LTD
Simirenka 5 B, 03134 Kiev
+38(0) 444 53 5583, alpina-ua@mail.ru

USA

ALPINA SPORTS CORP
93 Etna Road, Lebanon, NH 03766
+1 603 448 3101, info@alpinasports.com

ALPINA, d.o.o.,
Strojarska 2, 4226 Žiri, Slovenia
T +00386 4 51 58 000, F +00386 4 51 58 370
alpina@alpina.si, www.alpina.si

70
years

